

K1 Volume 3

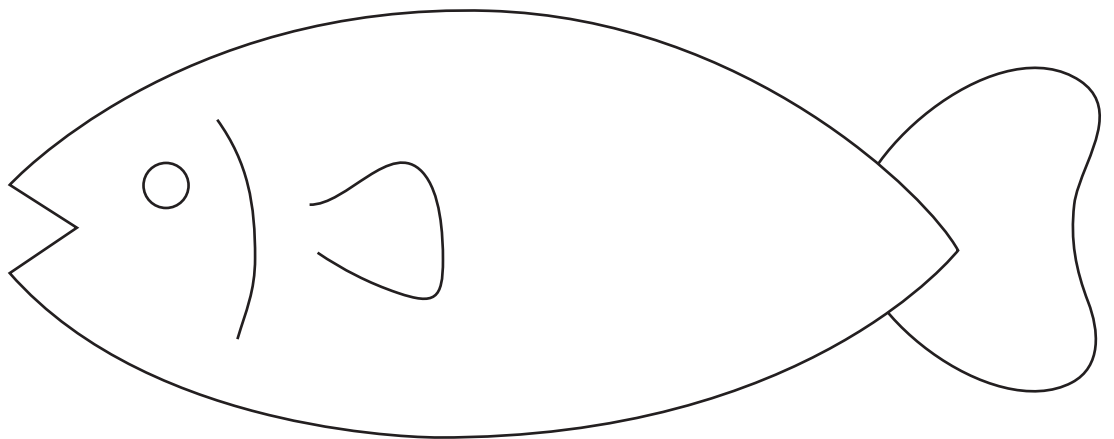
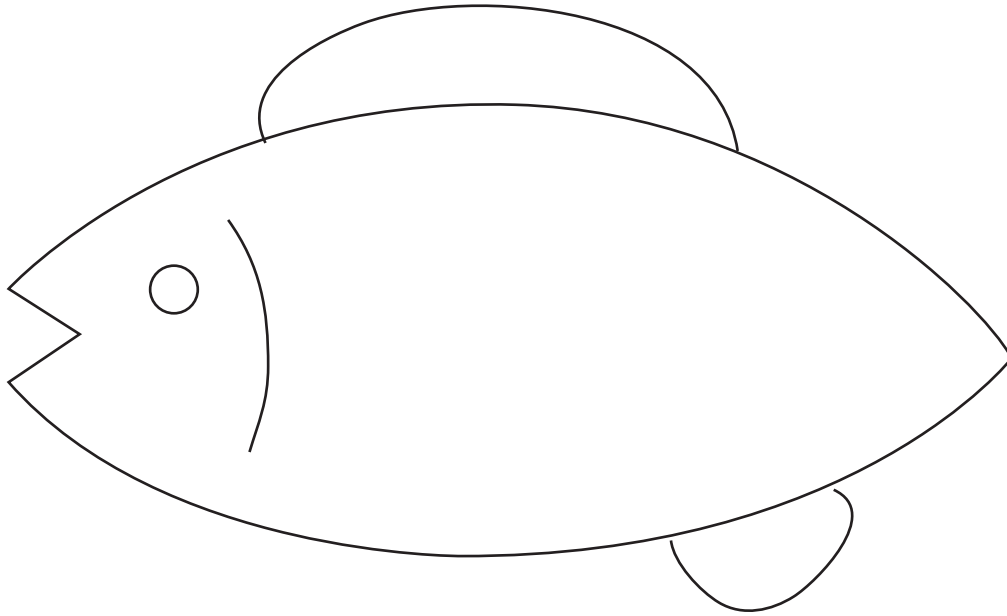
Worksheets



Fishy Fishy in a Brook

Fish


What is missing? Let's draw.



My Family

Draw your family.

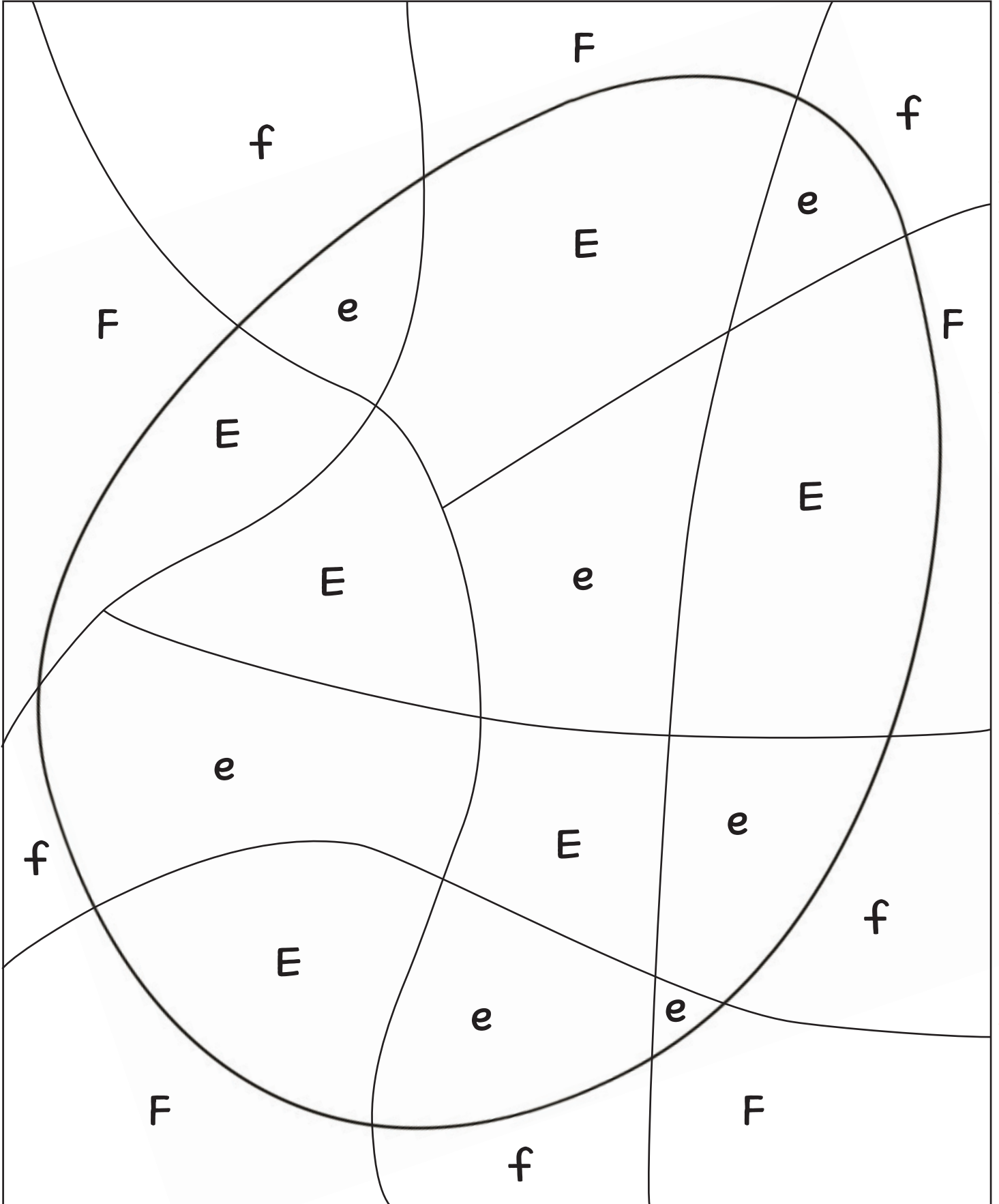
How many people are in your family?



There are people in my family.



Big E Little e

Color big E and little e.



Bear Family


Let's do a role play.



Bear Family

How to Make a Bear Family House

We need....




foam board




popsicle sticks

Let's do the role playing.


1. Cut out the house and the bears.




2. Paste the bears on the sticks.




3. Paste the house
on the foam board.



4. Do the role play.





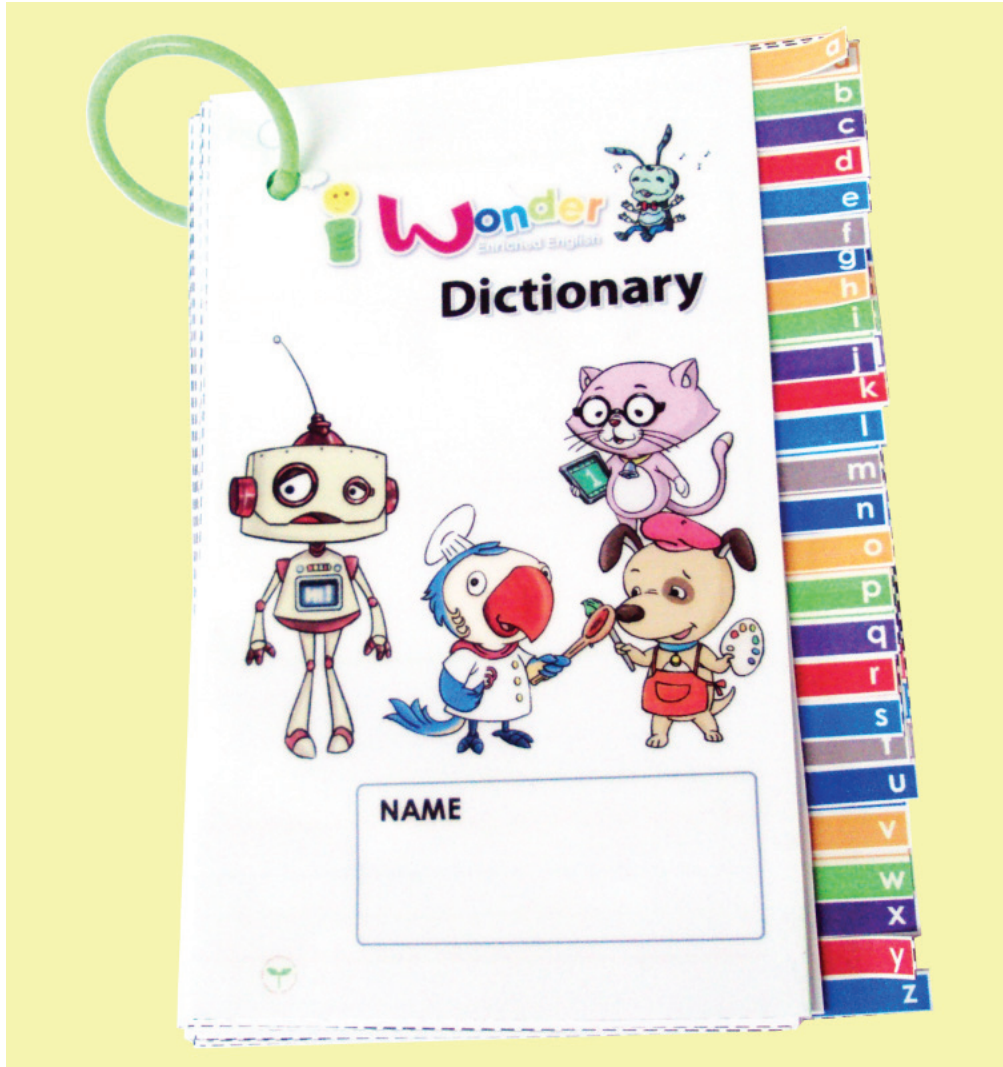
Bubbles

Draw bubbles.



iWonder Dictionary

Cut out the paper and make your own dictionary.




Tips for Teachers:

Punch a hole in each page and put a ring through it.
You can keep adding more pages the whole year.



Dictionary



NAME

Copyright © www.iwonderabc.com. All right reserved.



flour

- a
- b
- c
- d
- e
- f
- g
- h
- i
- j
- k
- l
- m
- n
- o
- p
- q
- r
- s
- t
- u
- v
- w
- x
- y
- z

- a
- b
- c
- d
- e
- f
- g
- h
- i
- j
- k
- l
- m
- n
- o
- p
- q
- r
- s
- t
- u
- v
- w
- x
- y
- z



oil




salt

- a
- b
- c
- d
- e
- f
- g
- h
- i
- j
- k
- l
- m
- n
- o
- p
- q
- r
- s
- t
- u
- v
- w
- x
- y
- z




- a
- b
- c
- d
- e
- f
- g
- h
- i
- j
- k
- l
- m
- n
- o
- p
- q
- r
- s
- t
- u
- v
- w
- x
- y
- z




- a
- b
- c
- d
- e
- f
- g
- h
- i
- j
- k
- l
- m
- n
- o
- p
- q
- r
- s
- t
- u
- v
- w
- x
- y
- z

water





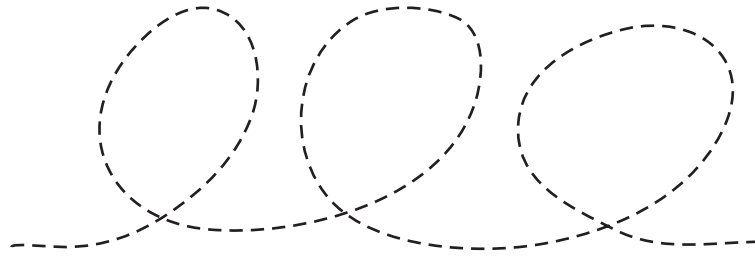
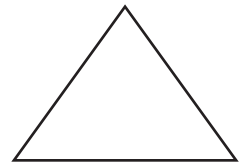



- a
- b
- c
- d
- e
- f
- g
- h
- i
- j
- k
- l
- m
- n
- o
- p
- q
- r
- s
- t
- u
- v
- w
- x
- y
- z



- a
- b
- c
- d
- e
- f
- g
- h
- i
- j
- k
- l
- m
- n
- o
- p
- q
- r
- s
- t
- u
- v
- w
- x
- y
- z


Cookie Cutter

Draw lines.



What Will Happen?



Draw a picture.



What Comes Next?

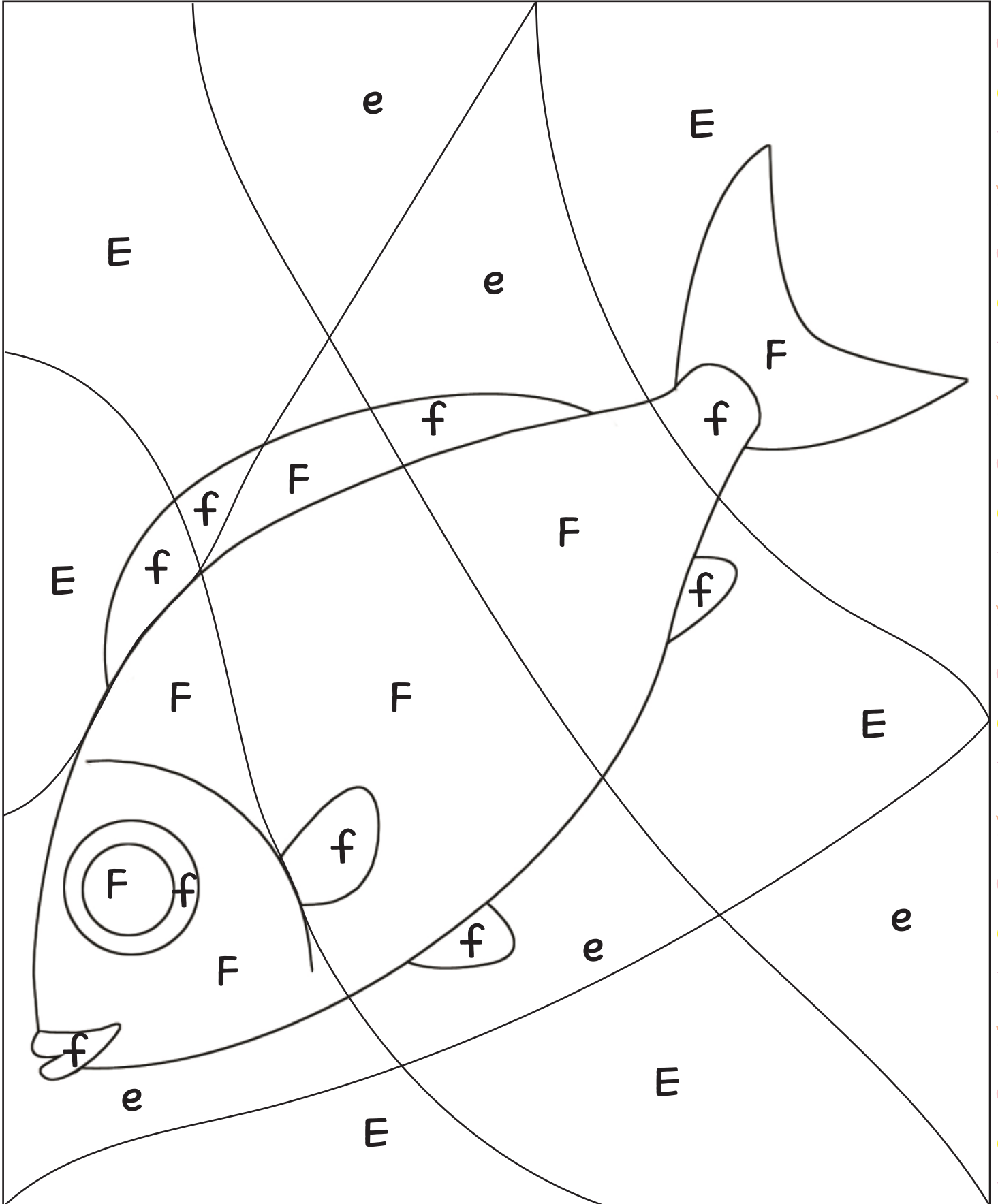
What comes next in the story?

Cut out the pictures and paste them in the boxes.



Big F Little f

Color big F and little f.



Grains

Cut out the grains and paste them in the box.

Grains



bread



Rice

rice




banana



tomato



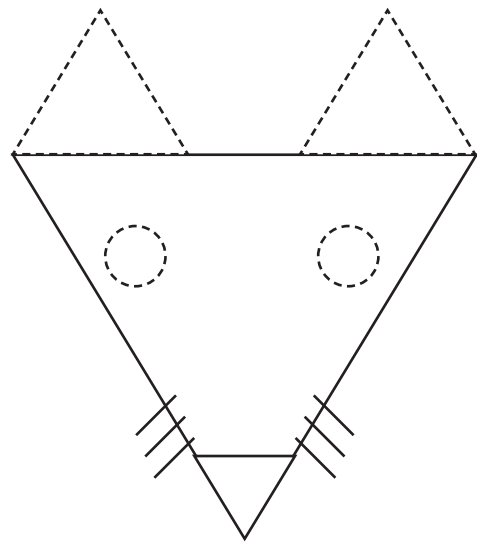


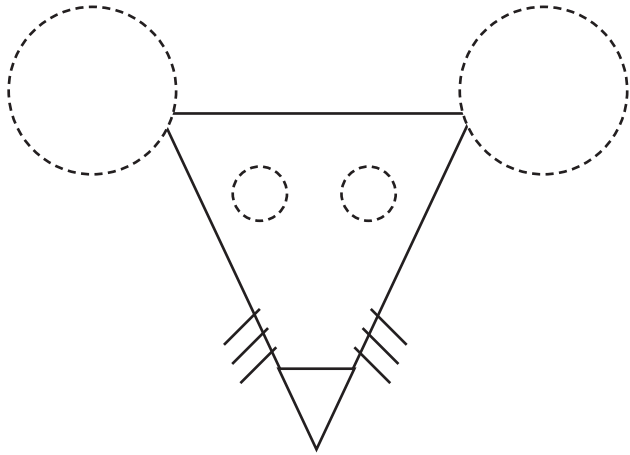
noodle



fish

Animals

Draw the animals and color them in.



Props: Bear Hairband




We need...



scissors




plain hairband



felt



hot glue



masking tape


Props: Bear Hairband

We need...


1. Draw ears on the felt.



2. Cut them out.



3. Make the ears.



4. Paste them on the hairband.



5. Put the tape around the ends.

