


K1 Volume 7

Worksheets

Dance for Your Daddy



Floating Boat

Let's make a boat.



We need...



scissors



tape



glue



sticks



milk carton



paper

Floating Boat



1. Cut one side off of the carton.



2. Decorate it.





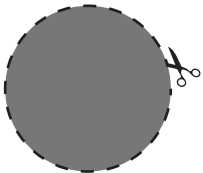

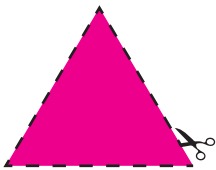

3. Put the sail on the boat.



4. Float your boat.

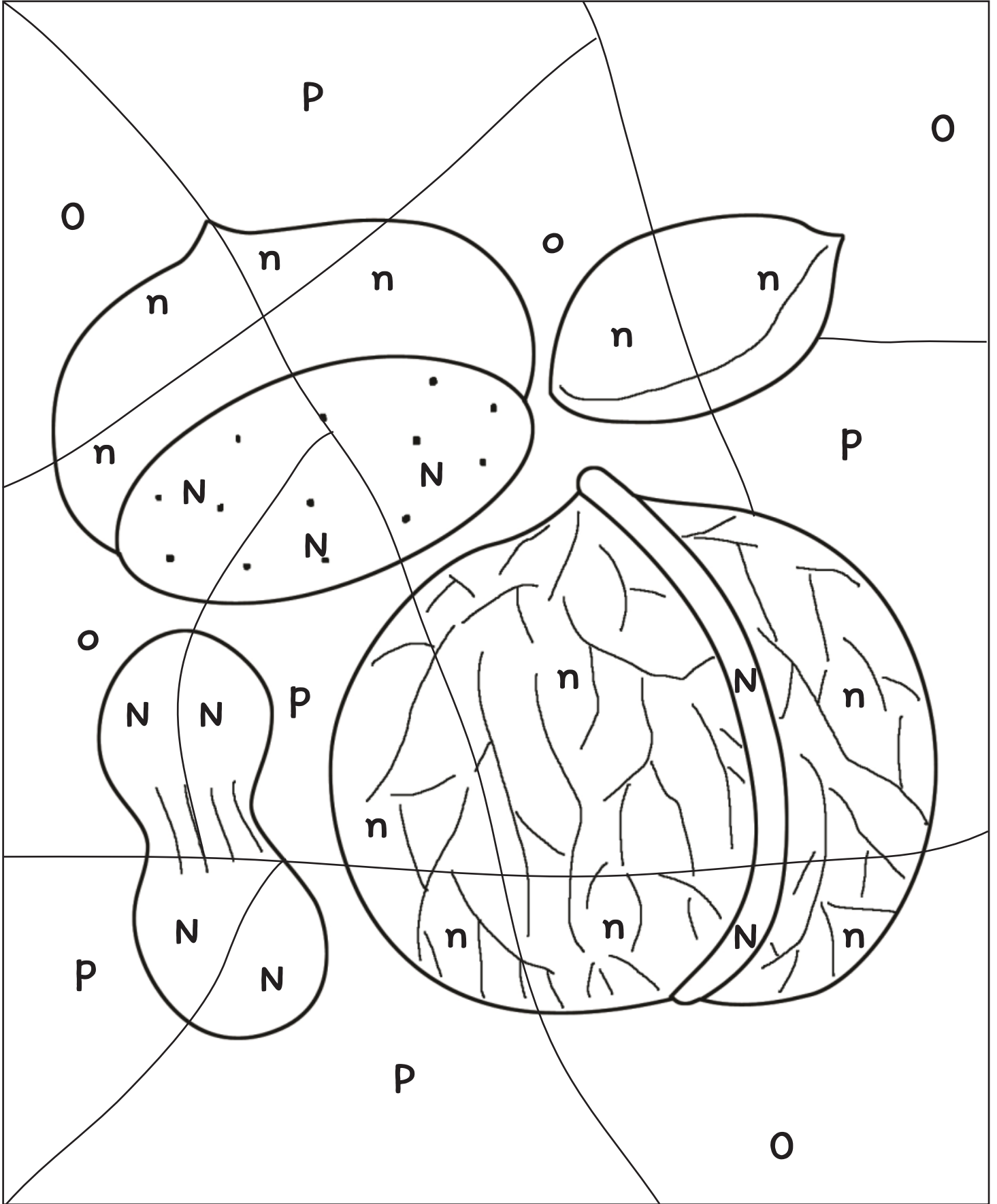
My Truck

Cut out the shapes and make a truck.



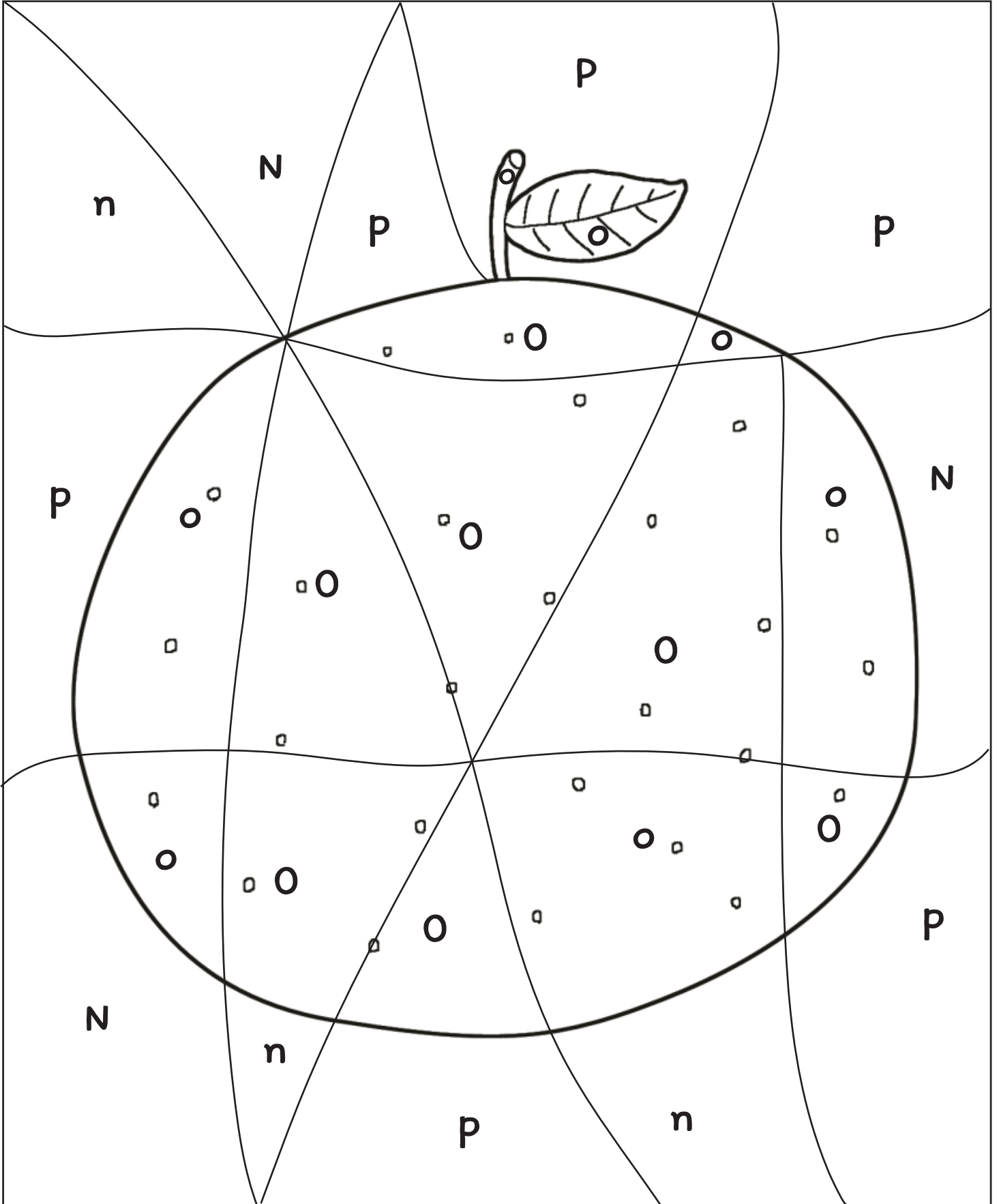
Big N Little n

Color big N and little n.



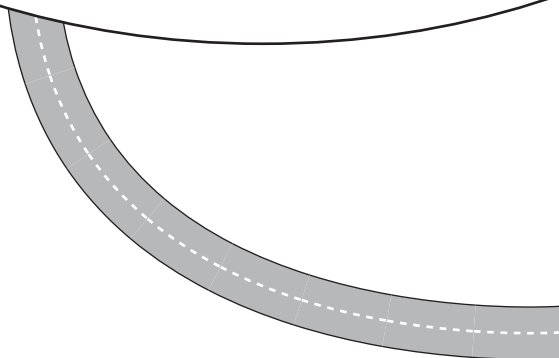
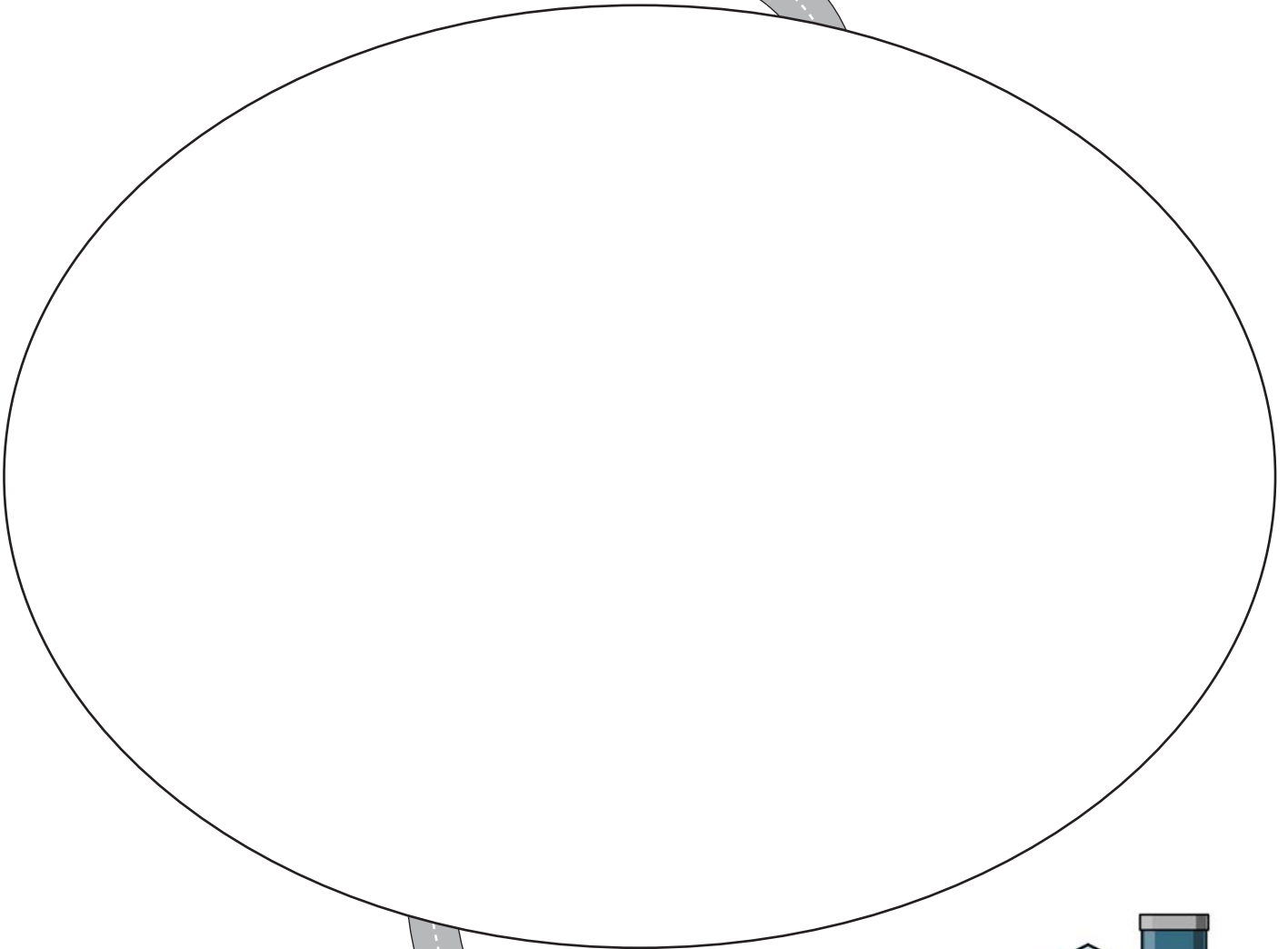
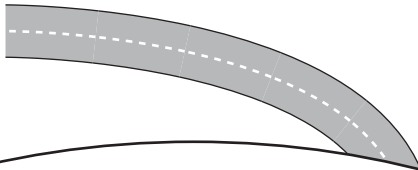
Big O Little o

Color big O and little o.



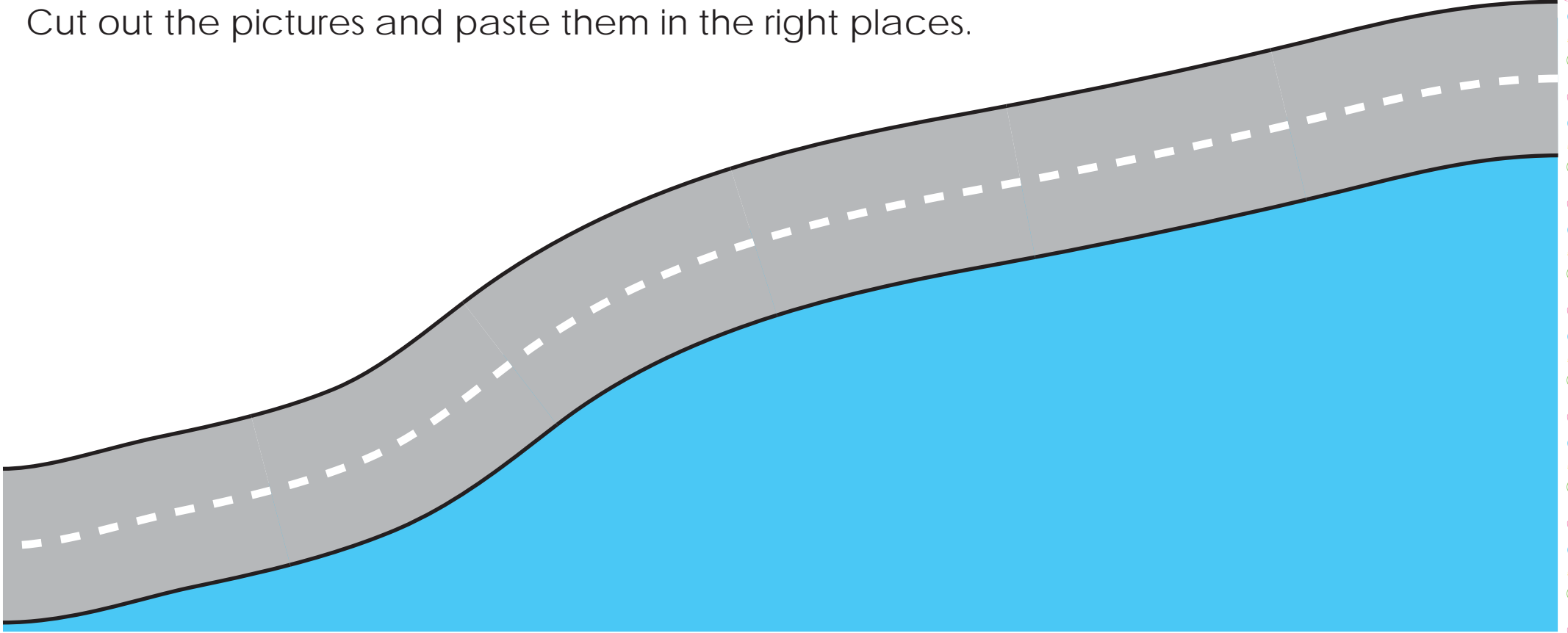
How Would You Like to Go Home?

Draw the picture.



Land or Ocean

Cut out the pictures and paste them in the right places.



boat



car



motorcycle



tractor



Go and Stop

Make the traffic signs and rails.





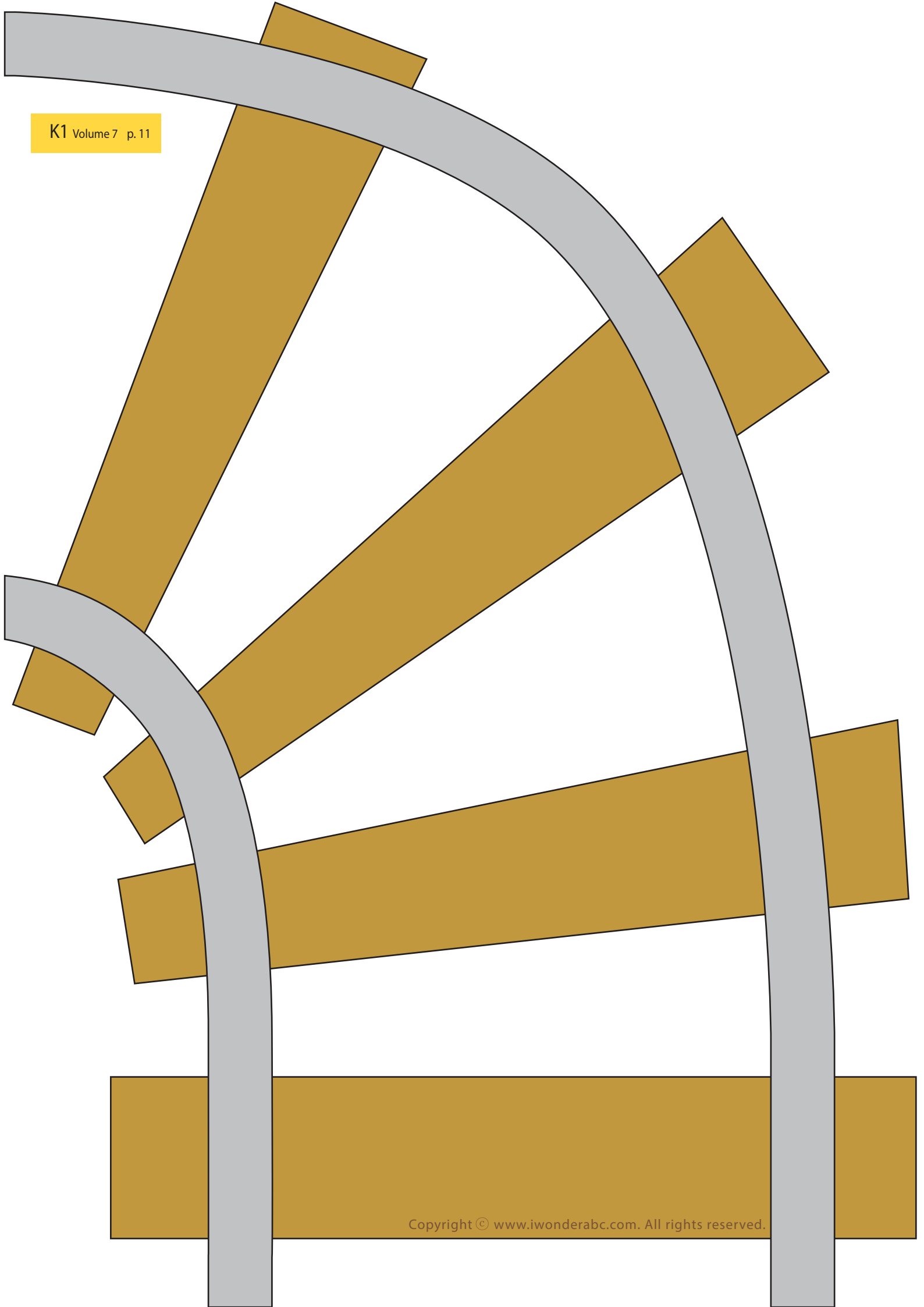


Copyright © www.iwonderabc.com. All rights reserved

GO



Copyright © www.iwonderabc.com. All rights reserved.





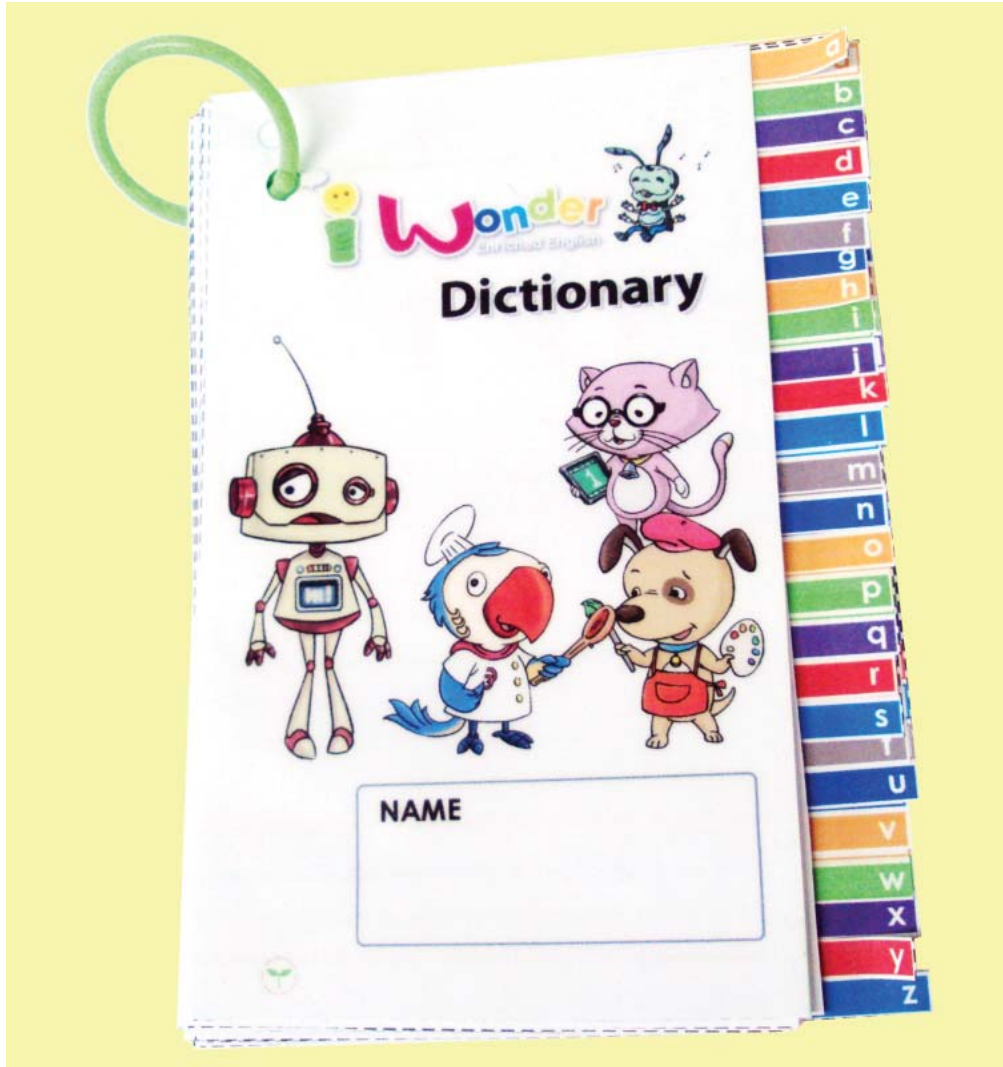
What's Missing?

Draw the wheels.



iWonder Dictionary

Cut out the paper and make your own dictionary.




Tips for Teachers:

Punch a hole in each page and put a ring through it.
You can keep adding more pages the whole year.




Dictionary



NAME

Copyright © www.iwonderabc.com. All rights reserved.



apple

- a
- b
- c
- d
- e
- f
- g
- h
- i
- j
- k
- l
- m
- n
- o
- p
- q
- r
- s
- t
- u
- v
- w
- x
- y
- z

- a
- b
- c
- d
- e
- f
- g
- h
- i
- j
- k
- l
- m
- n
- o
- p
- q
- r
- s
- t
- u
- v
- w
- x
- y
- z




crackers




cut

- a
- b
- c
- d
- e
- f
- g
- h
- i
- j
- k
- l
- m
- n
- o
- p
- q
- r
- s
- t
- u
- v
- w
- x
- y
- z




- a
- b
- c
- d
- e
- f
- g
- h
- i
- j
- k
- l
- m
- n
- o**
- p
- q
- r
- s
- t
- u
- v
- w
- x
- y
- z



- a
- b
- c
- d
- e
- f
- g
- h
- i
- j
- k
- l
- m
- n
- o
- p
- q
- r
- s
- t
- u
- v
- w
- x
- y
- z

orange




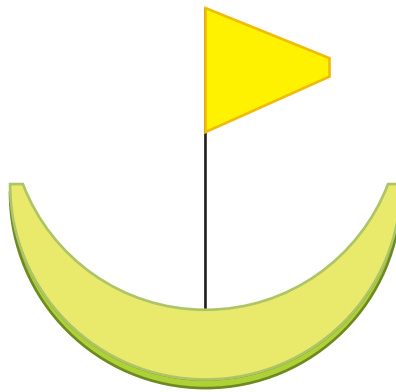


- a
- b
- c
- d
- e
- f
- g
- h
- i
- j
- k
- l
- m
- n
- o
- p
- q
- r
- s
- t
- u
- v
- w
- x
- y
- z



- a
- b
- c
- d
- e
- f
- g
- h
- i
- j
- k
- l
- m
- n
- o
- p
- q
- r
- s
- t
- u
- v
- w
- x
- y
- z

Fruit Boat

Draw your own fruit boat.




Look Inside!

Let's cut the apple.




Draw the inside of the apple.



Big P Little p

Color big P and little p.



Hidden Pictures

NAME _____


Find the hidden things.



Hidden Things



taxi



ship



cat



pineapple



cookies

Memory Game

Let's play a game.

How to play:

1. Put the cards in rows face down.
2. Take turns flipping over two cards.
If they are the same, keep them.
If they are different, put them back face down.
3. Count how many cards you have.





car



truck



boat



car



truck



boat



tractor



train



bicycle



tractor




train



bicycle



airplane




spaceship



rocket



airplane




spaceship



rocket



motorcycle




motorcycle



Loud

Circle the pictures that make loud sounds.



Costume: Bird

Let's make a bird costume.



We need...



scissors



felt




marker




hot glue

Costume: Bird



1. Draw feathers on the felt.




2. Cut them out.



3. Glue the edges.

Costume: Bird

4. Decorate it.




5. Put them on.



Name Tag



Name Tag



Name Tag



Name Tag

