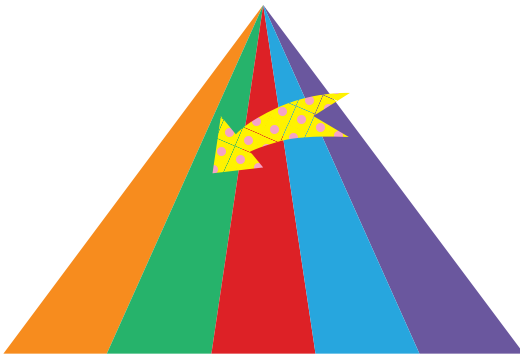


Worksheets



The Farmers

Vegetable Group Memory Game




How to Play (for 3 players)

1. Put the cards in rows face down.
2. Take turns to flip two cards.
If they are the same, keep them.
If they are different, put them back, face down.
3. If there are no more cards, the game is over!



carrot



eggplant



tomato



carrot



eggplant



tomato



zucchini



cucumber



peppers



zucchini



cucumber



peppers



onion



lettuce



spinach



onion



lettuce



spinach



Wonder

Enriched English



Copyright © Center for Constructivist Education
www.iwonderabc.com



Copyright © Center for Constructivist Education
www.iwonderabc.com



Copyright © Center for Constructivist Education
www.iwonderabc.com



Copyright © Center for Constructivist Education
www.iwonderabc.com



Copyright © Center for Constructivist Education
www.iwonderabc.com





Copyright © Center for Constructivist Education
www.iwonderabc.com



Copyright © Center for Constructivist Education
www.iwonderabc.com


Heavy Food

Let's play a game!




How to Play


1. Sit in a circle.
2. Spread the cards on the table, face down.
3. Everyone turns one card at the same time.
4. The child with the heaviest food takes all the cards.
5. If the numbers are the same, put the cards back in the same place.
6. Play until there are no more cards.



Copyright © www.iwonderabc.com. All rights reserved.



Copyright © www.iwonderabc.com. All rights reserved.



Copyright © www.iwonderabc.com. All rights reserved.




Copyright © www.iwonderabc.com. All rights reserved.




Copyright © www.iwonderabc.com. All rights reserved.




Copyright © www.iwonderabc.com. All rights reserved.




Copyright © www.iwonderabc.com. All rights reserved.




Copyright © www.iwonderabc.com. All rights reserved.




Copyright © www.iwonderabc.com. All rights reserved.




Copyright © www.iwonderabc.com. All rights reserved.




Copyright © www.iwonderabc.com. All rights reserved.




Copyright © www.iwonderabc.com. All rights reserved.




Copyright © www.iwonderabc.com. All rights reserved.




Copyright © www.iwonderabc.com. All rights reserved.



Copyright © www.iwonderabc.com. All rights reserved.



Copyright © www.iwonderabc.com. All rights reserved.



Copyright © www.iwonderabc.com. All rights reserved.



Copyright © www.iwonderabc.com. All rights reserved.

Heavy Food



Copyright © www.iwonderabc.com. All rights reserved.

Heavy Food



Copyright © www.iwonderabc.com. All rights reserved.

Heavy Food



Copyright © www.iwonderabc.com. All rights reserved.

Heavy Food



Copyright © www.iwonderabc.com. All rights reserved.

Heavy Food



Copyright © www.iwonderabc.com. All rights reserved.

Heavy Food



Copyright © www.iwonderabc.com. All rights reserved.

Heavy Food



Copyright © www.iwonderabc.com. All rights reserved.

Heavy Food



Copyright © www.iwonderabc.com. All rights reserved.

Heavy Food



Copyright © www.iwonderabc.com. All rights reserved.

Heavy Food



Copyright © www.iwonderabc.com. All rights reserved.

Heavy Food



Copyright © www.iwonderabc.com. All rights reserved.

Heavy Food



Copyright © www.iwonderabc.com. All rights reserved.

Heavy Food



Copyright © www.iwonderabc.com. All rights reserved.

Heavy Food



Copyright © www.iwonderabc.com. All rights reserved.

Heavy Food



Copyright © www.iwonderabc.com. All rights reserved.

Heavy Food



Copyright © www.iwonderabc.com. All rights reserved.

Heavy Food



Copyright © www.iwonderabc.com. All rights reserved.

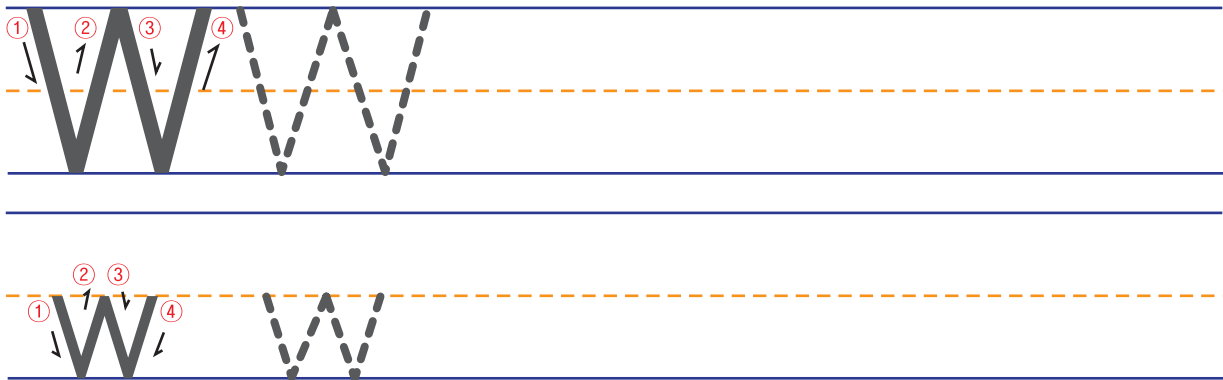
Heavy Food



Copyright © www.iwonderabc.com. All rights reserved.

Big W Little w

Draw a picture of w and write the letters.



Big X Little x

Draw a picture of x and write the letters.



A large rounded rectangular box containing two sets of handwriting lines. Each set consists of a top blue line, a middle dashed orange line, and a bottom blue line. The first set shows a solid uppercase 'X' with arrows and numbers 1 and 2 indicating stroke order, followed by a dashed uppercase 'X' for tracing. The second set shows a solid lowercase 'x' with arrows and numbers 1 and 2 indicating stroke order, followed by a dashed lowercase 'x' for tracing.

Mini Book

Let's make a mini book.



1. Cut the paper along the lines.



2. Put them in order.



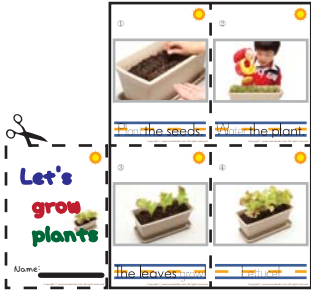
3. Staple them.



4. Trace the words and write your name.

Mini Book

We need...



template



scissors



crayons



stapler

Copyright © www.iwonderabc.com. All rights reserved.



Let's

grow

plants



Name: _____

①



Plant the seeds.

Copyright © www.iwonderabc.com. All rights reserved.

②



Water the plant.

Copyright © www.iwonderabc.com. All rights reserved.

③



The leaves grow!

Copyright © www.iwonderabc.com. All rights reserved.

④



Lettuce!

Copyright © www.iwonderabc.com. All rights reserved.

Musical Kitchen

Let's make music with things in the kitchen.



The farmers plant the seeds. (x2)

Hi-ho, the derry-o,

The farmers plant the seeds.

The rain begins to fall. (x2)

Hi-ho, the derry-o,

The rain begins to fall.



The plants begin to grow. (x2)

Hi-ho, the derry-o,

The plants begin to grow.

The leaves smile at me. (x2)

Hi-ho, the derry-o,

The leaves smile at me.



The farmers pick the plants. (x2)

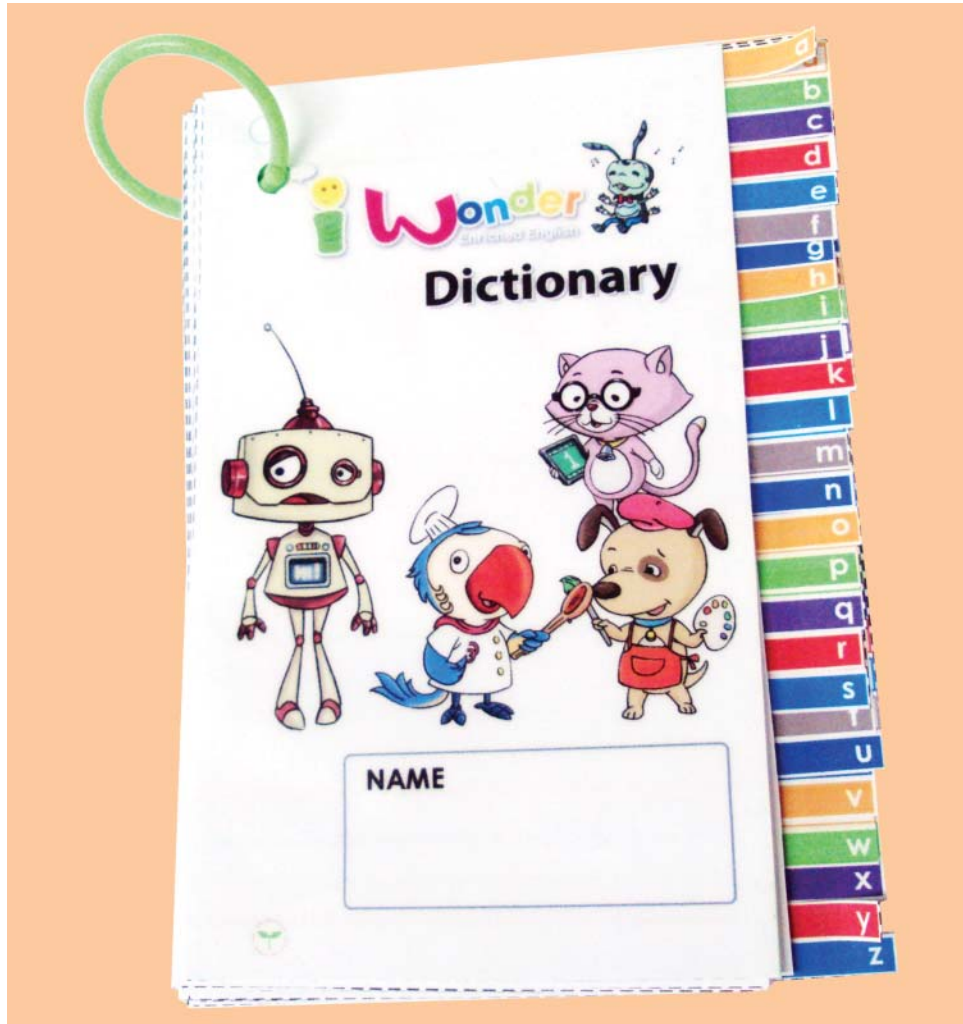
Hi-ho, the derry-o,

The farmers pick the plants.



iWonder Dictionary

Cut out the paper and make your own dictionary.




Tips for Teachers:

Punch a hole in each page and put a ring through it.
You can keep adding more pages the whole year.




Dictionary



NAME

Copyright © www.iwonderabc.com. All rights reserved.



cucumber

- a
- b
- c
- d
- e
- f
- g
- h
- i
- j
- k
- l
- m
- n
- o
- p
- q
- r
- s
- t
- u
- v
- w
- x
- y
- z



lettuce

- a
- b
- c
- d
- e
- f
- g
- h
- i
- j
- k
- l
- m
- n
- o
- p
- q
- r
- s
- t
- u
- v
- w
- x
- y
- z




salad dressing

- a
- b
- c
- d
- e
- f
- g
- h
- i
- j
- k
- l
- m
- n
- o
- p
- q
- r
- s
- t
- u
- v
- w
- x
- y
- z




- a
- b
- c
- d
- e
- f
- g
- h
- i
- j
- k
- l
- m
- n
- o
- p
- q
- r
- s
- t
- u
- v
- w
- x
- y
- z




- a
- b
- c
- d
- e
- f
- g
- h
- i
- j
- k
- l
- m
- n
- o
- p
- q
- r
- s
- t
- u
- v
- w
- x
- y
- z

tomatoes





- a
- b
- c
- d
- e
- f
- g
- h
- i
- j
- k
- l
- m
- n
- o
- p
- q
- r
- s
- t
- u
- v
- w
- x
- y
- z



- a
- b
- c
- d
- e
- f
- g
- h
- i
- j
- k
- l
- m
- n
- o
- p
- q
- r
- s
- t
- u
- v
- w
- x
- y
- z







Salad

























What vegetables do you want to put in your salad?
Cut out and paste the vegetables.



Different Tastes





How does it taste?
Cut out and paste the pictures.

 ketchup	
 vinegar	
 mayonnaise	
 say sauce	
 sugar	
 salad dressing	

 sweet	 sweet	 sweet	 sweet	 sweet	 sweet
 sour	 sour	 sour	 sour	 sour	 sour
 bitter	 bitter	 bitter	 bitter	 bitter	 bitter
 salty	 salty	 salty	 salty	 salty	 salty


Sequence

Cut out the pictures and paste them in order.



Big Y Little y

Draw a picture of y and write the letters.



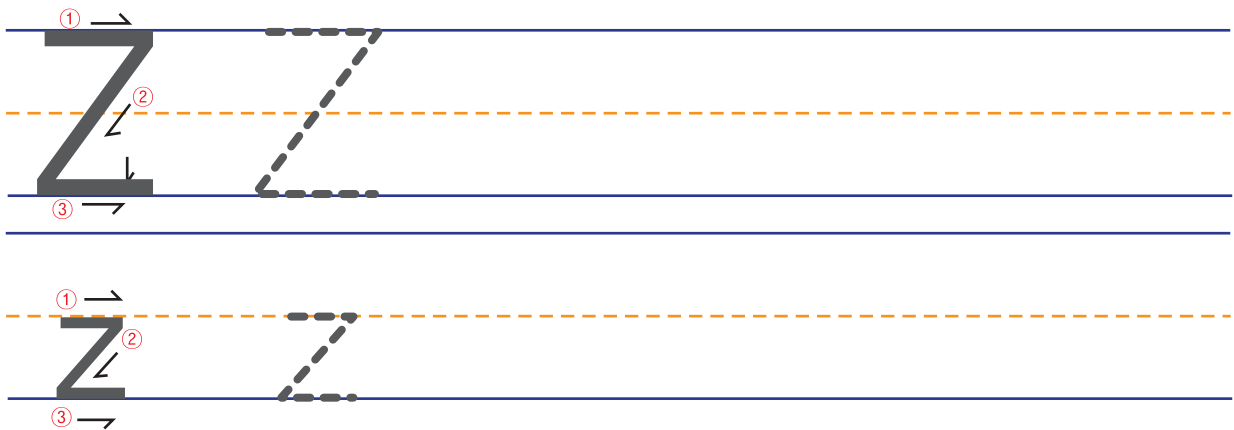
Handwriting practice area with two rows of lines. Each row contains a solid letter with stroke order arrows and numbers, followed by a dashed letter for tracing.

Row 1: Large uppercase 'Y' with stroke order 1 (down-left), 2 (down-right), 3 (down), followed by a dashed 'Y' for tracing.

Row 2: Large lowercase 'y' with stroke order 1 (down-left), 2 (down-right), followed by a dashed 'y' for tracing.

Big Z Little z

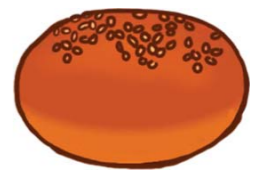
Draw a picture of z and write the letters.



Find the hidden pictures.



Hidden Things



bun



corn



glass bottle



ice cream



apple

Recycling Bin

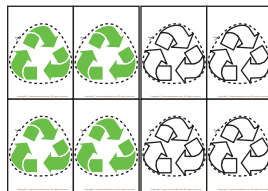
Let's make recycling bins.



We need...



4 boxes



template



crayons



scissors



tape



glue

Recycling Bin



1. Color the signs and the "Recycling symbol."



2. Cut them out.




3. Paste them on the boxes.



4. Decorate the boxes.




Copyright © www.iwonderabc.com. All rights reserved.




Copyright © www.iwonderabc.com. All rights reserved.




Copyright © www.iwonderabc.com. All rights reserved.




Copyright © www.iwonderabc.com. All rights reserved.




Copyright © www.iwonderabc.com. All rights reserved.



Copyright © www.iwonderabc.com. All rights reserved.



Copyright © www.iwonderabc.com. All rights reserved.



Copyright © www.iwonderabc.com. All rights reserved.

Glass



Copyright © www.iwonderabc.com. All rights reserved.

Plastic



Copyright © www.iwonderabc.com. All rights reserved.

Paper



Copyright © www.iwonderabc.com. All rights reserved.

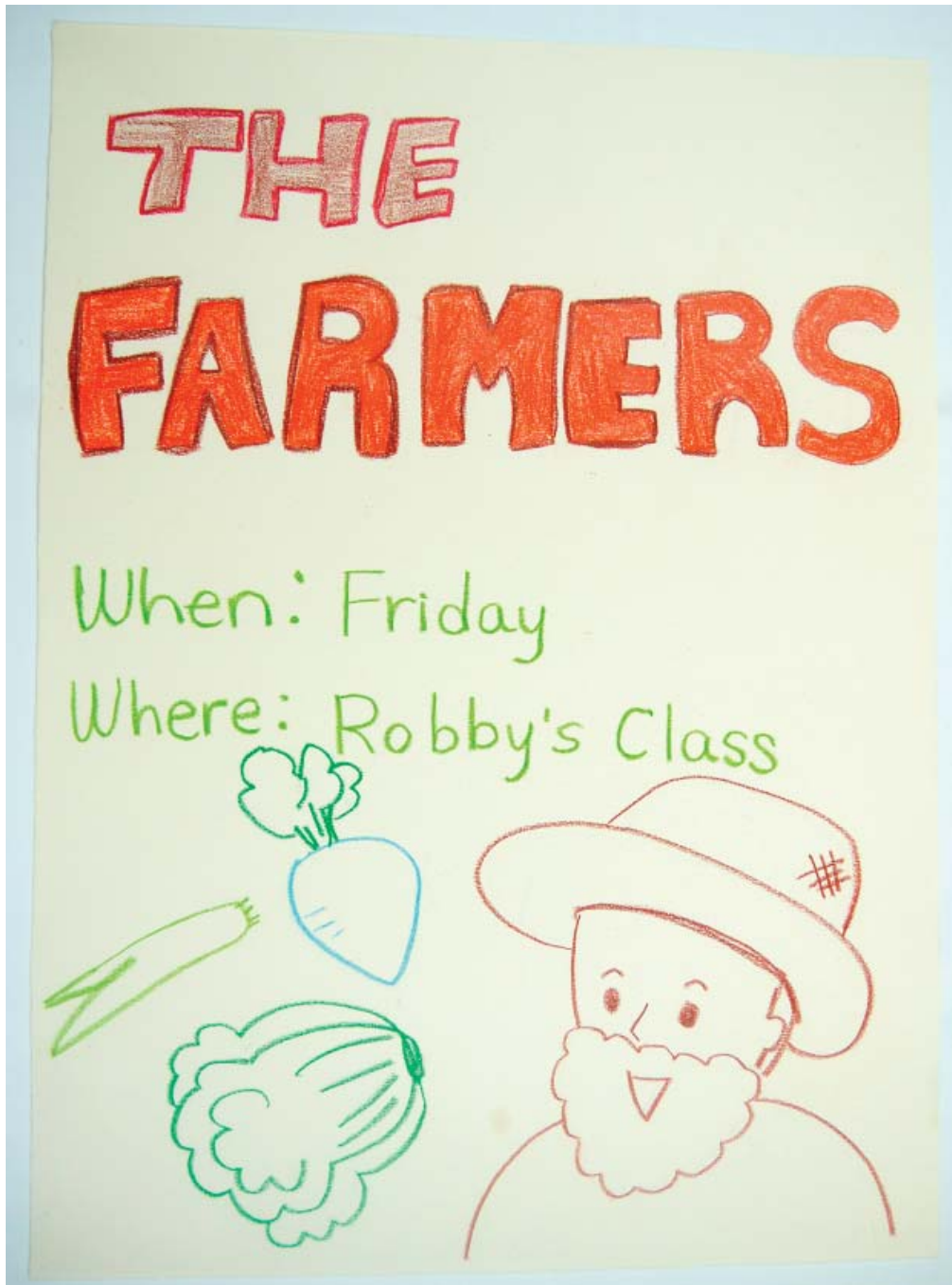
Cans



Copyright © www.iwonderabc.com. All rights reserved.

Invitation Poster

Let's make an invitation poster.



We need...



paper



crayons

Invitation Poster



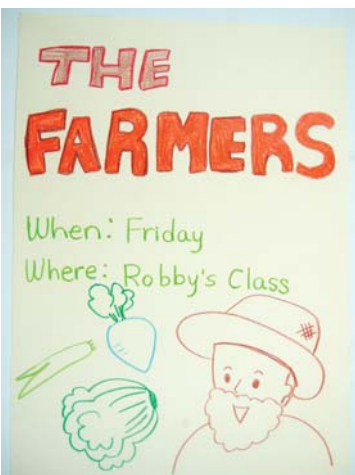
1. Write the title of the play.



2. Write the day and the place.



3. Draw pictures.




4. Advertise your play!

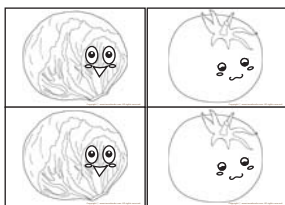
Props: Tomatoes and Lettuce

K2 Volume 10 p. 24

Let's make props for the role play!



We need...



template



crayons



sticks



scissors



tape

Tomatoes and Lettuce

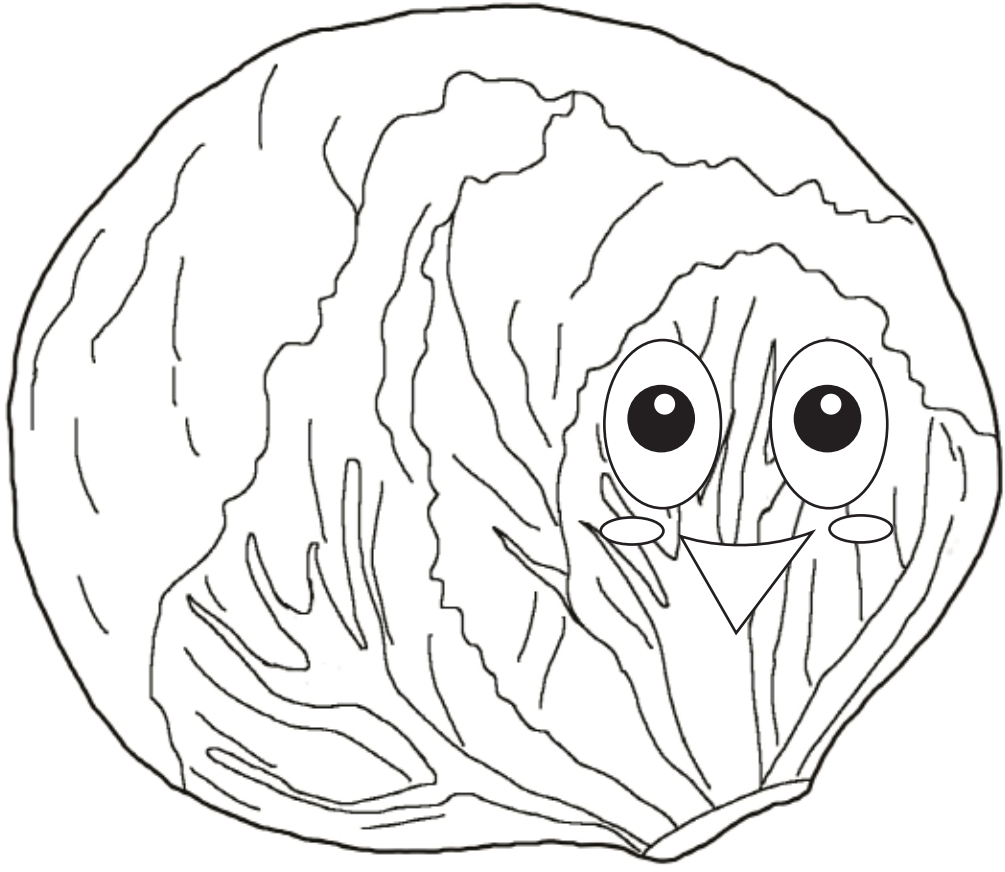
1. Color the template.

2. Cut it out.

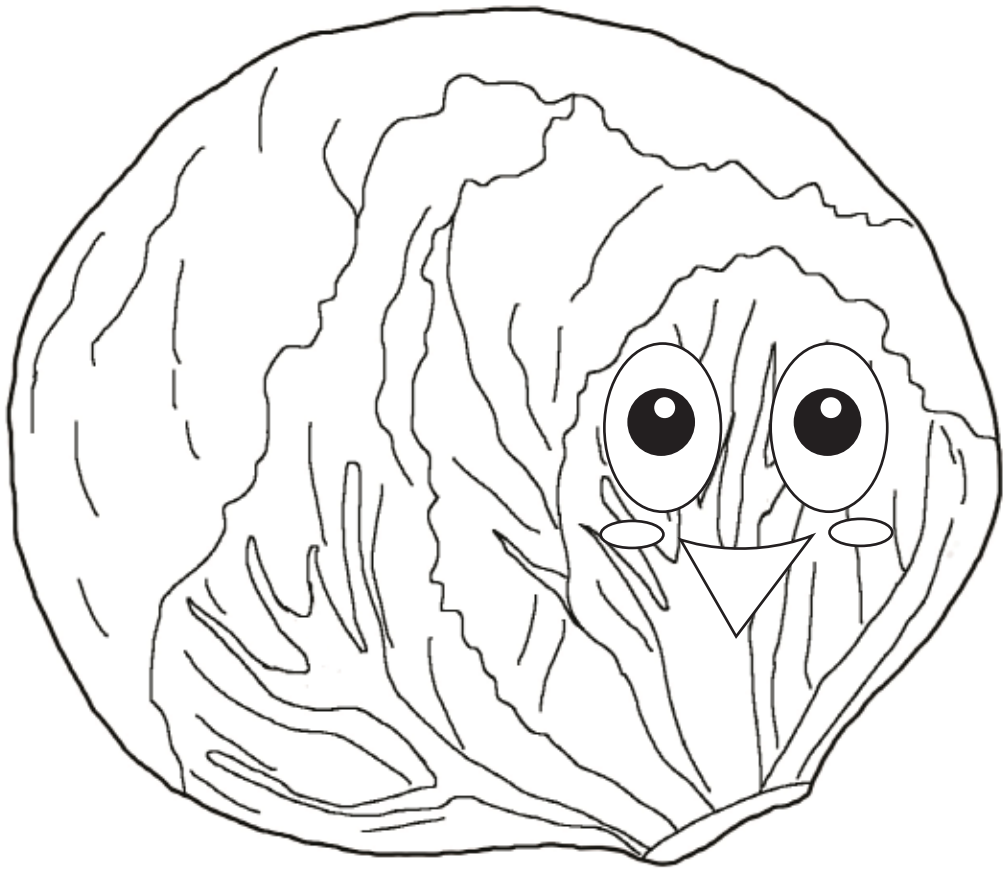
3. Paste a stick on the back.

4. Use the props for the play!





Copyright © www.iwonderabc.com. All rights reserved.



Copyright © www.iwonderabc.com. All rights reserved.



Copyright © www.iwonderabc.com. All rights reserved.




Copyright © www.iwonderabc.com. All rights reserved.

Name Tag



Name Tag



Name Tag



Name Tag

