


K2 Volume 1

Worksheets



Ice Cream

리리리자로 끝나는 말은?

알맞은 그림을 찾아 붙여보세요.

개나리


너구리

미나리

보따리

유리항아리

리리리자로 끝나는 말은?



Ice Cream

Color in the ice cream.



ice cream





Ice Cream

Let's make patterns.




What Comes Next?

Let's make patterns.



Make your own pattern.



I Scream

Draw your friends in the circles.

scream.

scream.

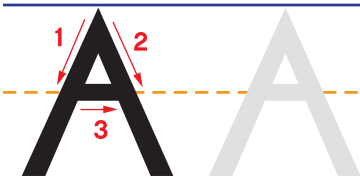
scream for

We all scream for ice cream!



Big A Little a

Draw a picture of a and write the letters.



Ending Sounds

Which word ends with the same sound? Circle the picture.



scream



butter





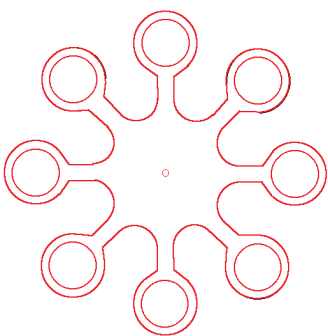
ice cream



clown

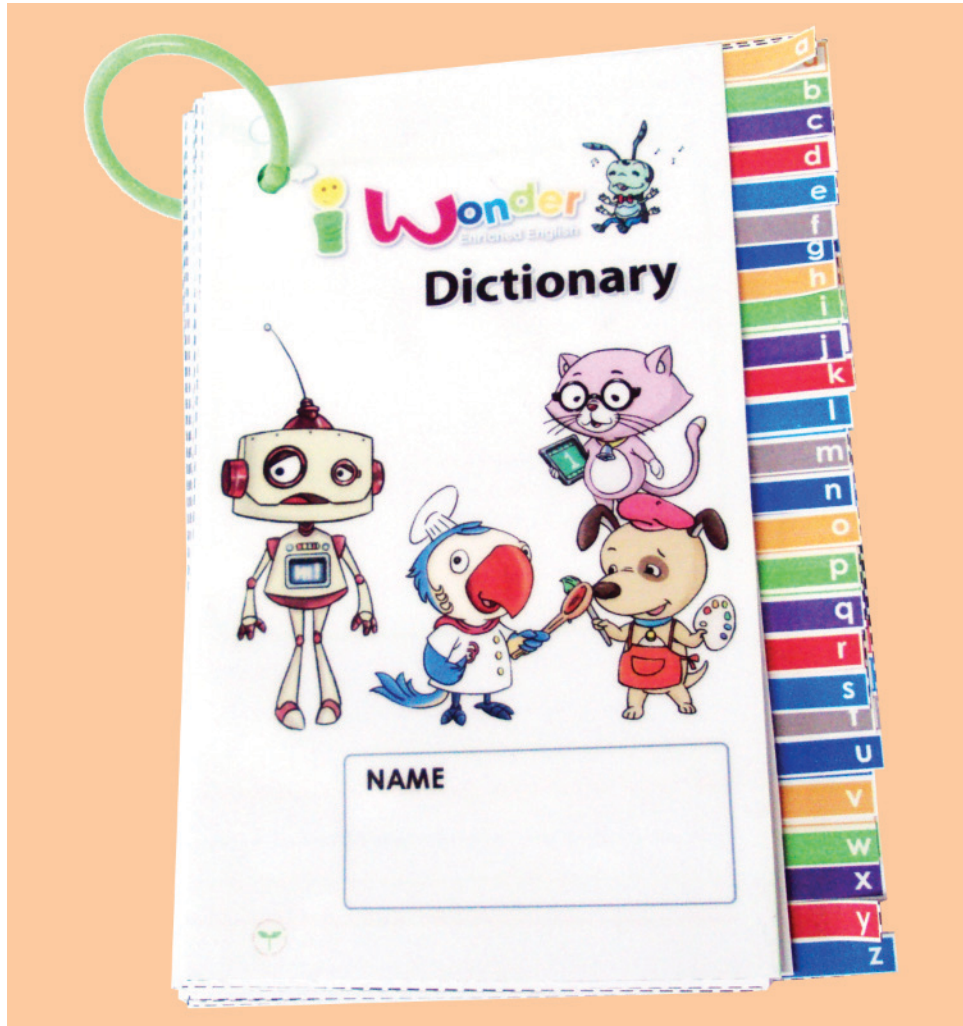
Bubble Wand

Draw your own wand.



iWonder Dictionary

Cut out the paper and make your own dictionary.




Tips for Teachers:

Punch a hole in each page and put a ring through it.
You can keep adding more pages the whole year.



Dictionary



NAME

Copyright © www.iwonderabc.com. All right reserved.



ice

- a
- b
- c
- d
- e
- f
- g
- h
- i
- j
- k
- l
- m
- n
- o
- p
- q
- r
- s
- t
- u
- v
- w
- x
- y
- z



measuring cup



milk

- a
- b
- c
- d
- e
- f
- g
- h
- i
- j
- k
- l
- m
- n
- o
- p
- q
- r
- s
- t
- u
- v
- w
- x
- y
- z



- a
- b
- c
- d
- e
- f
- g
- h
- i
- j
- k
- l
- m
- n
- o
- p
- q
- r
- s
- t
- u
- v
- w
- x
- y
- z

salt




- a
- b
- c
- d
- e
- f
- g
- h
- i
- j
- k
- l
- m
- n
- o
- p
- q
- r
- s
- t
- u
- v
- w
- x
- y
- z

sugar



- a
- b
- c
- d
- e
- f
- g
- h
- i
- j
- k
- l
- m
- n
- o
- p
- q
- r
- s
- t
- u
- v
- w
- x
- y
- z

tablespoon




- a
- b
- c
- d
- e
- f
- g
- h
- i
- j
- k
- l
- m
- n
- o
- p
- q
- r
- s
- t
- u
- v
- w
- x
- y
- z

Ingredients

What do you need to make ice cream? Circle the pictures.



milk



water



oil



sugar




salt



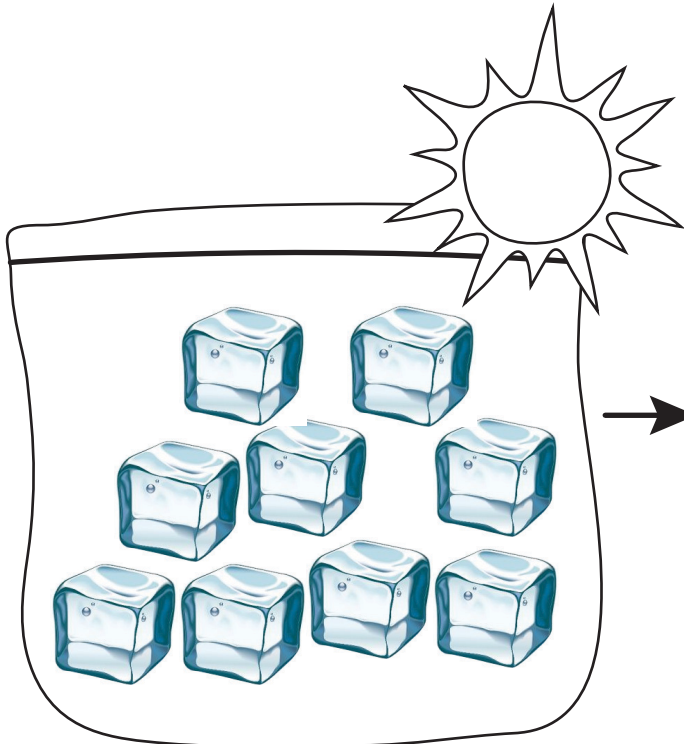
ice

What Will Happen?

Draw what will happen.



snowman



ice

Tastes

How does it taste? Circle the answer.



salt

salty



sweet



sugar

salty



sweet



ice cream

salty

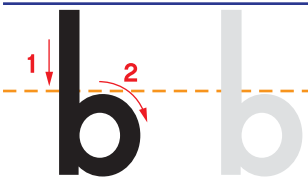
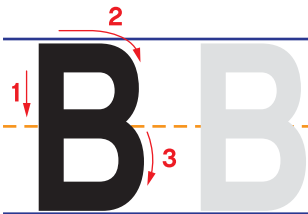


sweet



Big B Little b

Draw a picture of **b** and write the letters.



Dairy Group

Cut out foods from the Dairy Group and paste them in the box.

Dairy Group




milk



egg



bread



cheese




nuts



ice cream









yogurt



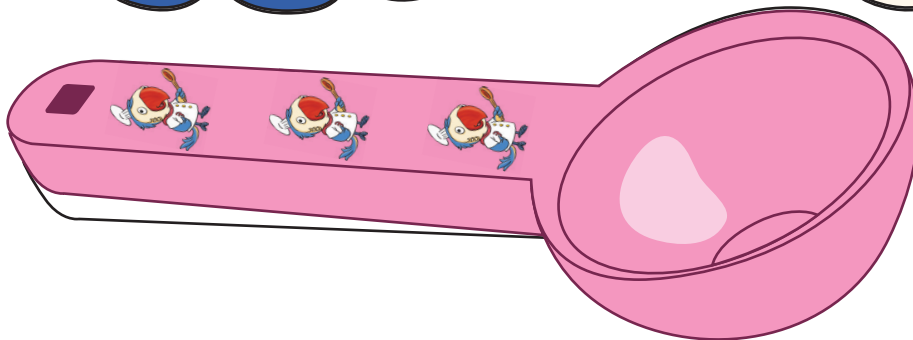






crackers

Props: Ice Cream

Let's make ice cream.



Props: Ice Cream



Name Tag




Name Tag



Name Tag




Name Tag



Prop: Ice Cream

We need....



brown paper




color pencil




clay


1. Draw an ice cream cone.




2. Decorate the cone.



3. Glue the paper to make the cone.



4. Mix the clay.



5. Put it on the cone.

