

Spaceship

Let's make a spaceship!



We need...



stapler



Ramen
container



2 plates



stickers



hot glue

Spaceship



1. Staple two plates together.





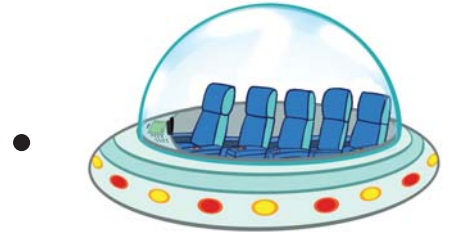

2. Paste the cup noodle container on it.



3. Decorate it with the stickers.


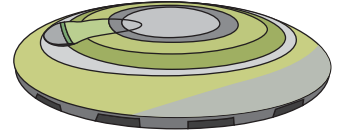
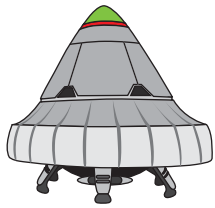
What Am I?

Draw lines to match the pictures.



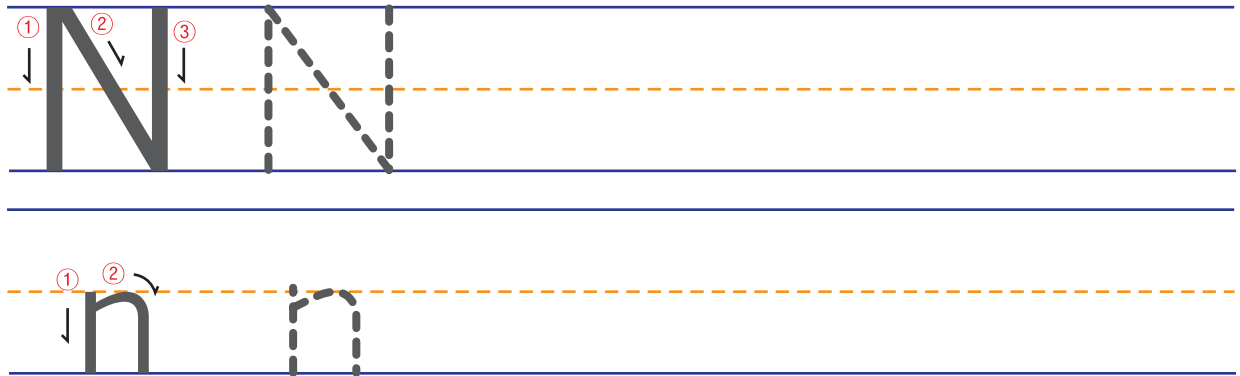
Future Transportation

Imagine your own transportation and draw it.



Big N Little n

Draw a picture of n and write the letters.



Big O Little o

Draw a picture of **O** and write the letters.





Tracing practice area with two rows of handwriting lines (top blue, middle dashed orange, bottom blue). Each row contains a solid letter with a red '1' and a curved arrow indicating the stroke direction, followed by a dashed version of the same letter for tracing.

Row 1: Uppercase O (solid with stroke guide) followed by dashed O.

Row 2: Lowercase o (solid with stroke guide) followed by dashed o.

Where Are They?

Cut out the pictures and paste them in the right places.



Let's Roll!

Which one goes first?

Cut out the pictures and paste them in order.



ball



crayon

faster



tissue tube



car



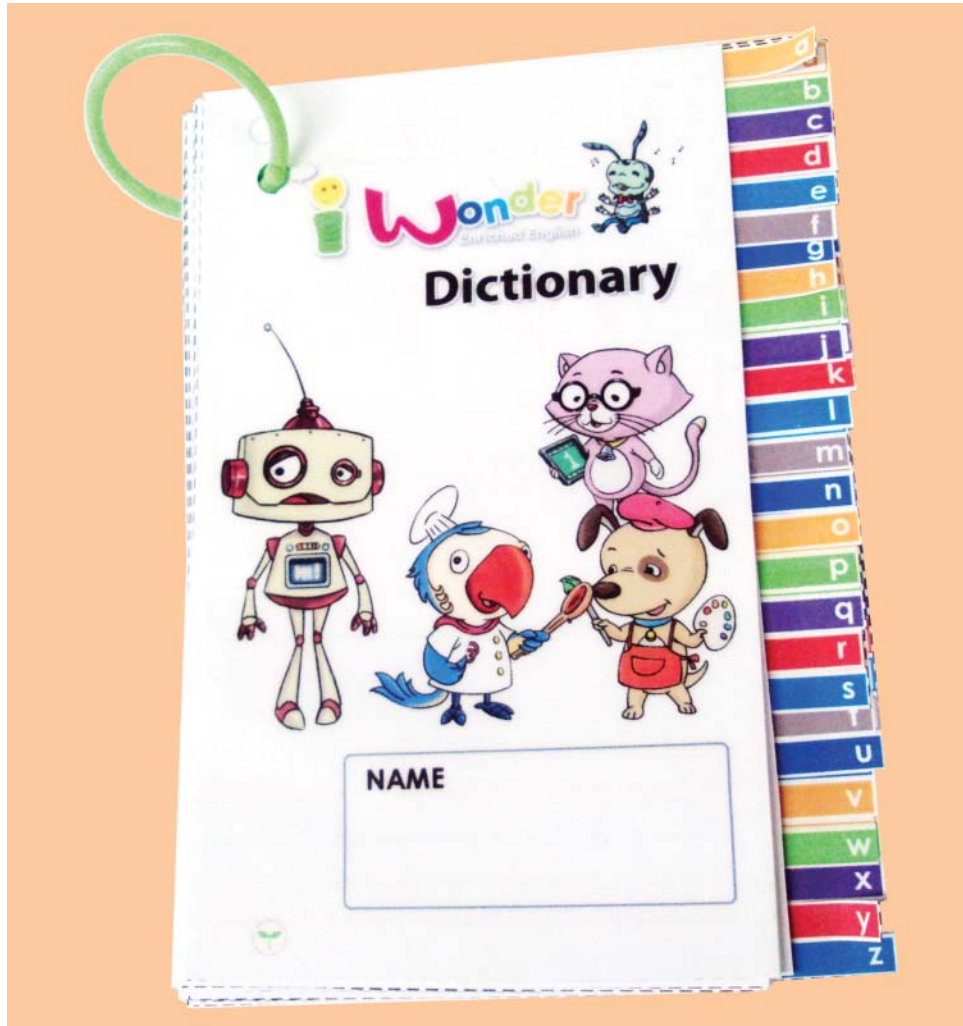
cookie cutter

1	
2	
3	
4	
5	



iWonder Dictionary

Cut out the paper and make your own dictionary.




Tips for Teachers:

Punch a hole in each page and put a ring through it.
You can keep adding more pages the whole year.



Dictionary



NAME

Copyright www.iwonderabc.com. All rights reserved.



bananas

- a
- b
- c
- d
- e
- f
- g
- h
- i
- j
- k
- l
- m
- n
- o
- p
- q
- r
- s
- t
- u
- v
- w
- x
- y
- z



cheese

- a
- b
- c
- d
- e
- f
- g
- h
- i
- j
- k
- l
- m
- n
- o
- p
- q
- r
- s
- t
- u
- v
- w
- x
- y
- z



ham

- a
- b
- c
- d
- e
- f
- g
- h
- i
- j
- k
- l
- m
- n
- o
- p
- q
- r
- s
- t
- u
- v
- w
- x
- y
- z




a
b
c
d
e
f
g
h
i
j
k
l
m
n
o
p
q
r
s
t
u
v
w
x
y
z

kimchi




a
b
c
d
e
f
g
h
i
j
k
l
m
n
o
p
q
r
s
t
u
v
w
x
y
z

rice



a
b
c
d
e
f
g
h
i
j
k
l
m
n
o
p
q
r
s
t
u
v
w
x
y
z


zucchini



a
b
c
d
e
f
g
h
i
j
k
l
m
n
o
p
q
r
s
t
u
v
w
x
y
z

Balloon Car

Let's make a balloon car.



We need...



foam board



cutter



ruler



scissors



straws



bottle caps



balloon


Balloon Car



1. Cut the foam board.



2. Cut the thick straw and paste it on the foam board.




3. Put the thin straws through the thick ones and glue the bottle caps on them.

Balloon Car

4. Tape the ballon on a straw.

5. Tape the straw on the car.

6. Blow up the balloon and let the car go.



Sequence




Cut out the pictures and paste them in order.

<Five Little Men in a Flying Saucer>

1

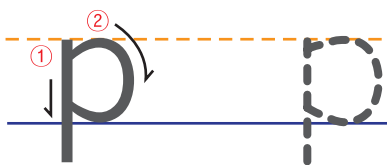
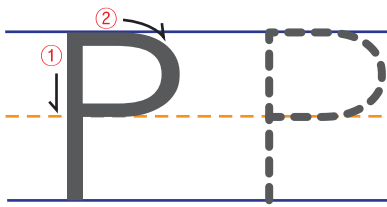
2

3



Big P Litte p

Draw a picture of p and write the letters.



Hidden Pictures











Draw your own hidden pictures and ask your friends to find them.

Hidden Things









Colorful Hands

Color the right hands red and the left hands blue.



Loud and Soft

Circle the things that make loud sounds.



Name Tag



Name Tag



Name Tag



Name Tag

