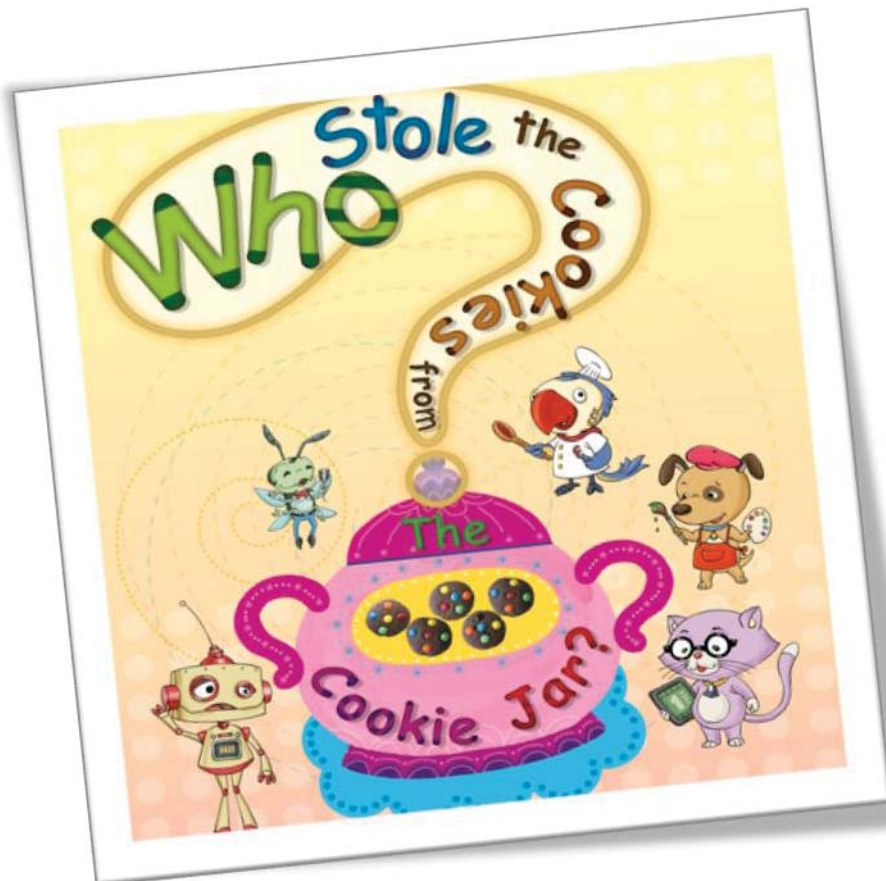


K3 Volume 1

Worksheets



Who Stole the Cookies
from the Cookie Jar?

여러가지색 꿀떡

어떤 색깔의 꿀떡을 먹어 보았나요?
꿀떡을 여러가지 색으로 칠해 보세요.



Hidden Pictures

Find and circle the pictures.




orange juice



apple



cake



grapes



candy



chicken

Counting


Count how many things are in each jar.



cookies

There are

cookies in my jar.



crackers

There are

crackers in my jar.

Counting

Count how many things are in each jar.



There are nuts in my jar.

nuts



There are teabags in my jar.

teabags

Rhyming Words

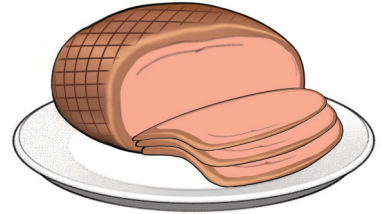
Circle the rhyming words.



can




pan



ham



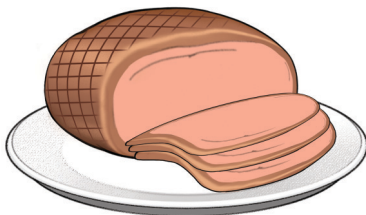
pan



jam




can




ham

10

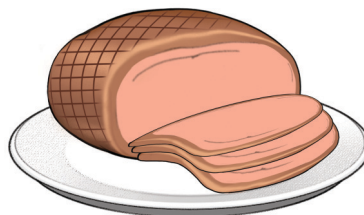
ten




jam



jam



ham



hen

Where Is the Cookie Jar?

Paste the pictures on the right boxes.



The cookie jar is



the sofa.



The cookie jar is



the sofa.

in front of 		behind 	
	under		on

Making Bubbles

Circle the utensils that can make bubbles.



spoon



spatula



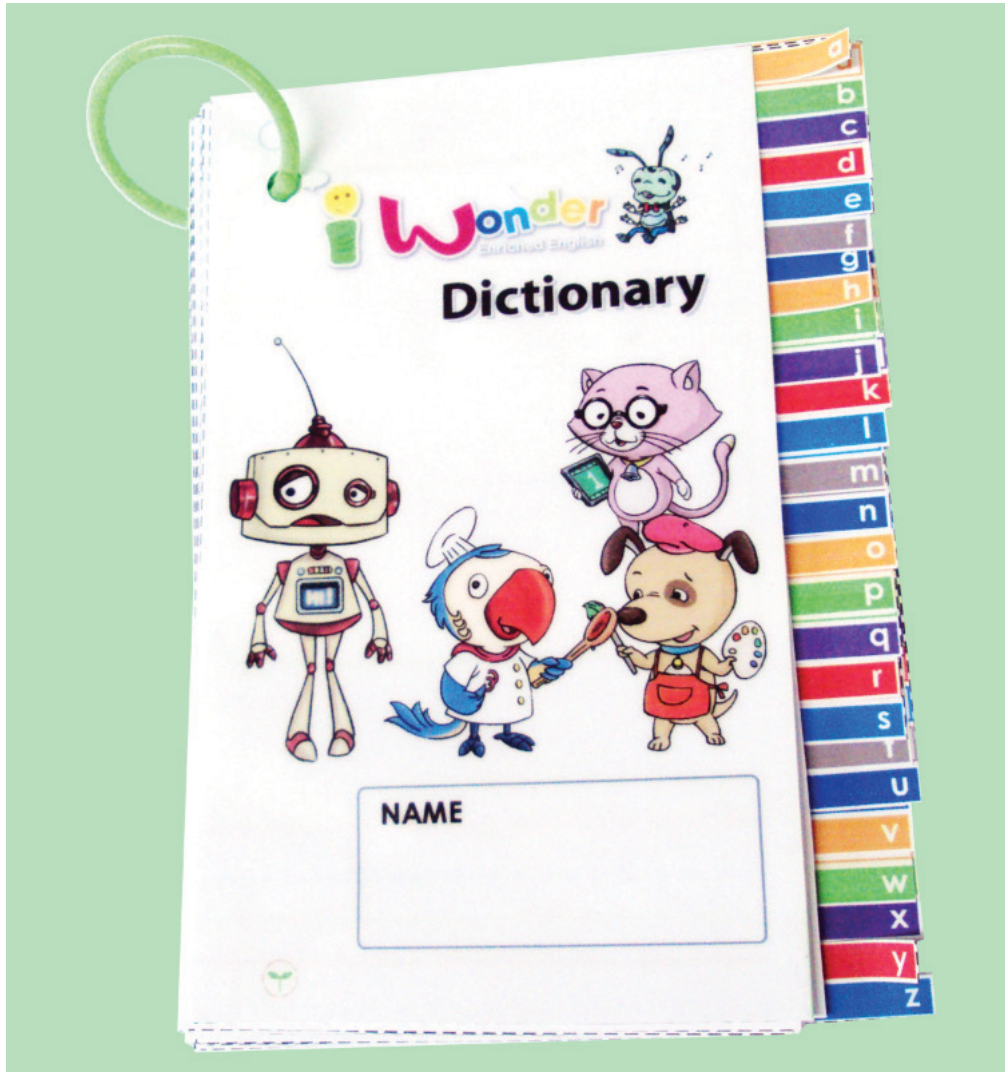
whisk



ladle

iWonder Dictionary

Cut out the paper and make your own dictionary.




Tips for Teachers:

Punch a hole in each page and put a ring through it.
You can keep adding more pages the whole year.



Dictionary



NAME

Copyright © www.iwonderabc.com. All right reserved.



bowl

- a
- b
- c
- d
- e
- f
- g
- h
- i
- j
- k
- l
- m
- n
- o
- p
- q
- r
- s
- t
- u
- v
- w
- x
- y
- z



cookie sheet

- a
- b
- c
- d
- e
- f
- g
- h
- i
- j
- k
- l
- m
- n
- o
- p
- q
- r
- s
- t
- u
- v
- w
- x
- y
- z




cookie mix

- a
- b
- c
- d
- e
- f
- g
- h
- i
- j
- k
- l
- m
- n
- o
- p
- q
- r
- s
- t
- u
- v
- w
- x
- y
- z

a
b
c
d
e
f
g
h
i
j
k
l
m
n
o
p
q
r
s
t
u
v
w
x
y
z

a
b
c
d
e
f
g
h
i
j
k
l
m
n
o
p
q
r
s
t
u
v
w
x
y
z



egg



oil



oven

a
b
c
d
e
f
g
h
i
j
k
l
m
n
o
p
q
r
s
t
u
v
w
x
y
z

a
b
c
d
e
f
g
h
i
j
k
l
m
n
o
p
q
r
s
t
u
v
w
x
y
z

Utensils

What do you need to make cookies?



oven



plastic bag



measuring cup



cookie sheet



fork



oven mitts

Sizes

Which one is bigger? Circle the picture.



Which one is smaller? Circle the picture.



M&M



egg

Draw a bigger cookie.



Cookie Shapes

Draw different shapes of cookies.



circle



triangle



heart



square

This is a _____ .

Draw something that you can find in your classroom and write the word.



crayon



teacher



backpack



book



table

This is a _____ .

Grains Group

Cut out foods from the Grains Group and paste them in the box.

Grains Group



fish



apple



bread



Rice

rice




cookie



ice cream



doughnuts




chicken

Sharing

Talk about things you can share.




Share.



crayons



books




toys




Don't share.



toothbrushes









cups



spoons

Counting


Count the number and draw the cookies.

1										
2										
3										
4										
5										
6										
7										
8										
9										
10										



Name Tag



Name Tag



Name Tag



Name Tag



Prop: Cookie Jar

Cut and paste the cookies in your cookie jar.



Prop: Cookie Jar

We need...



color pencils



velcro

1. Cut out the cookies and the cookie jar.



2. Decorate the cookie jar.



3. Laminate them.



4. Put velcro on them.



5. Put the cookies on the cookie jar.



6. Here's your cookie jar!



