




Worksheets



Five Crispy Pancakes




Pancakes

How many pancakes do you want?
Draw pancakes.



How Many?

How many pancakes can each child have?
Draw the pancakes and write the number.







Each kid can have

pancakes.

Pancakes

Cut the pancakes out.



Short u


Which word has a *short u* sound? Circle the pictures.



bus




pan



net



cup



pig



sun



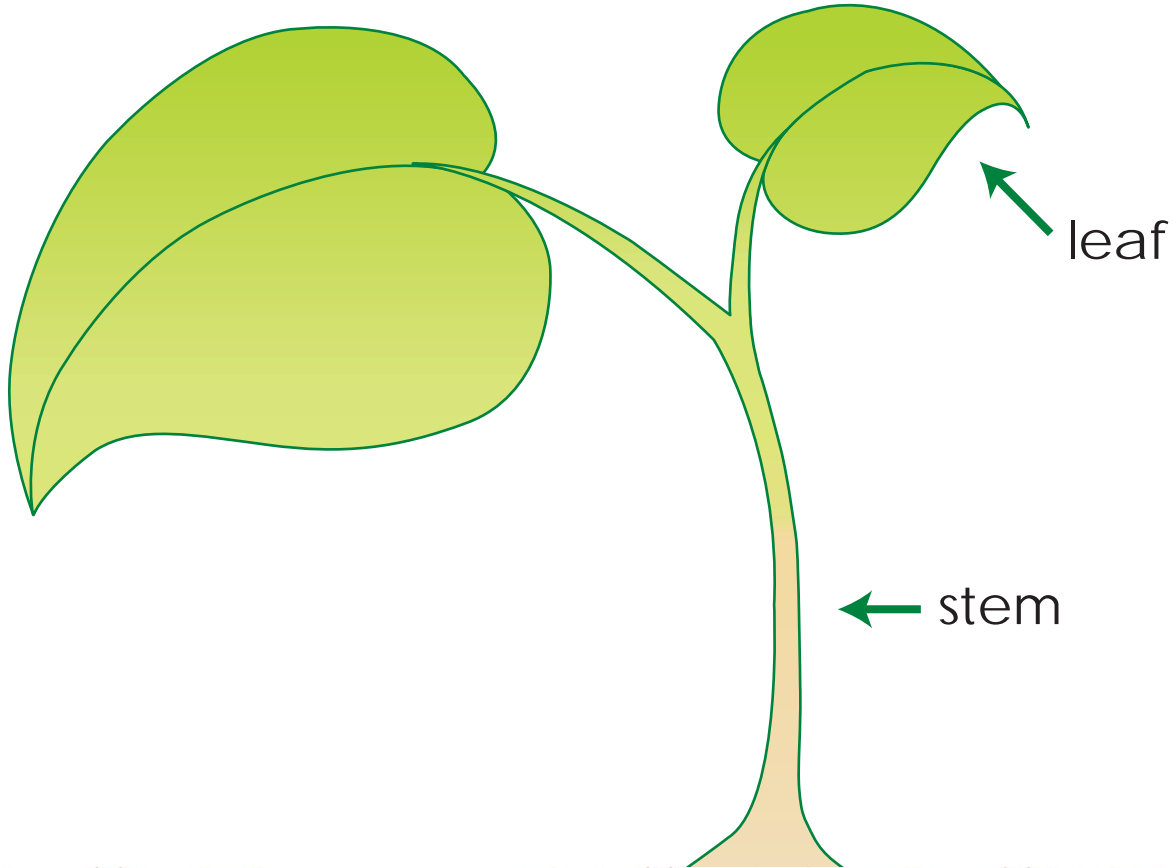
nut



hop

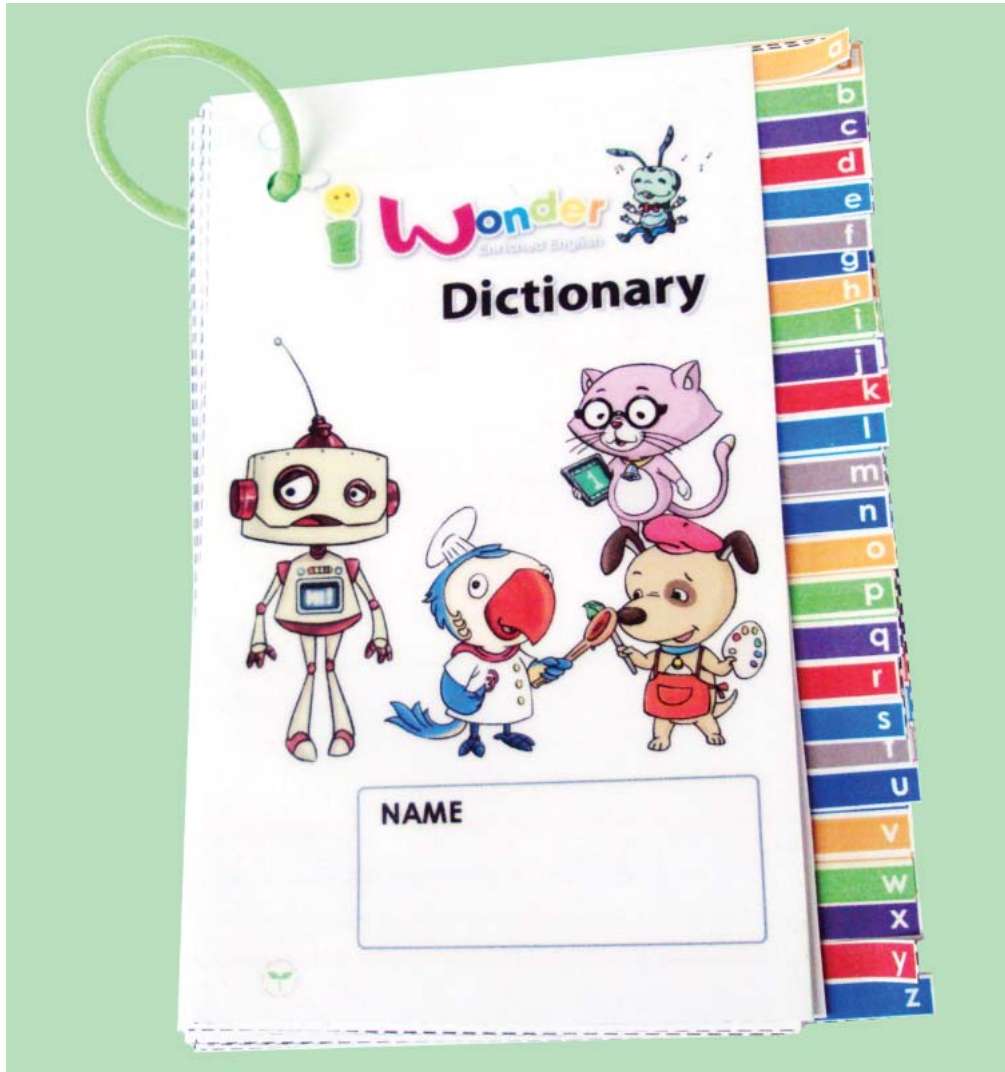
What's Missing?

Draw the missing part.



iWonder Dictionary

Cut out the paper and make your own dictionary.




Tips for Teachers:

Punch a hole in each page and put a ring through it.
You can keep adding more pages the whole year.



Dictionary




NAME

Copyright © www.iwonderabc.com. All rights reserved.



burner



egg



frying pan

- a
- b
- c
- d
- e**
- f
- g
- h
- i
- j
- k
- l
- m
- n
- o
- p
- q
- r
- s
- t
- u
- v
- w
- x
- y
- z

- a
- b**
- c
- d
- e
- f
- g
- h
- i
- j
- k
- l
- m
- n
- o
- p
- q
- r
- s
- t
- u
- v
- w
- x
- y
- z
- a
- b
- c
- d
- e
- f
- g
- h
- i
- j
- k
- l
- m
- n
- o
- p
- q
- r
- s
- t
- u
- v
- w
- x
- y
- z



milk

- a
- b
- c
- d
- e
- f
- g
- h
- i
- j
- k
- l
- m
- n
- o
- p
- q
- r
- s
- t
- u
- v
- w
- x
- y
- z




pancake mix

- a
- b
- c
- d
- e
- f
- g
- h
- i
- j
- k
- l
- m
- n
- o
- p
- q
- r
- s
- t
- u
- v
- w
- x
- y
- z



syrup

- a
- b
- c
- d
- e
- f
- g
- h
- i
- j
- k
- l
- m
- n
- o
- p
- q
- r
- s
- t
- u
- v
- w
- x
- y
- z



- a
- b
- c
- d
- e
- f
- g
- h
- i
- j
- k
- l
- m
- n
- o
- p
- q
- r
- s
- t
- u
- v
- w
- x
- y
- z

Guess What?

Let's play a game.

1. One student comes out.
2. The teacher shows one of the "How to Make Pancakes" cards.
3. The student acts it out without saying anything.
4. The other students need to guess which step it is.

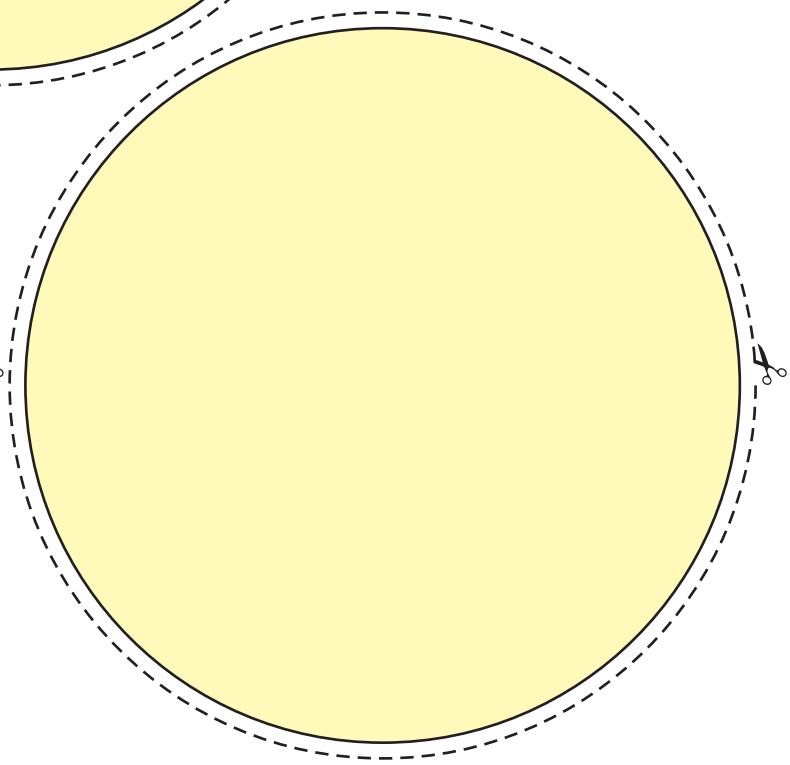
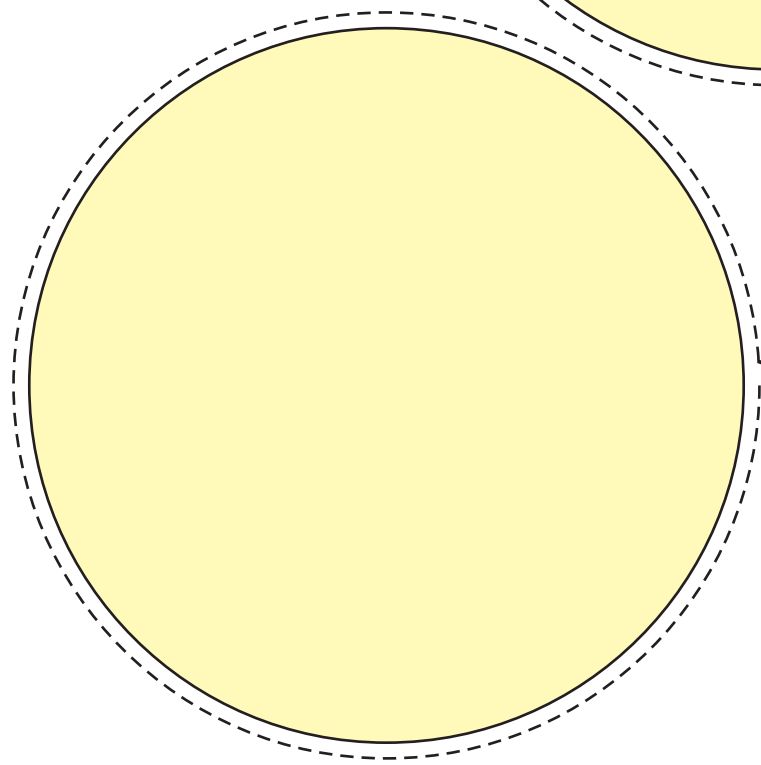
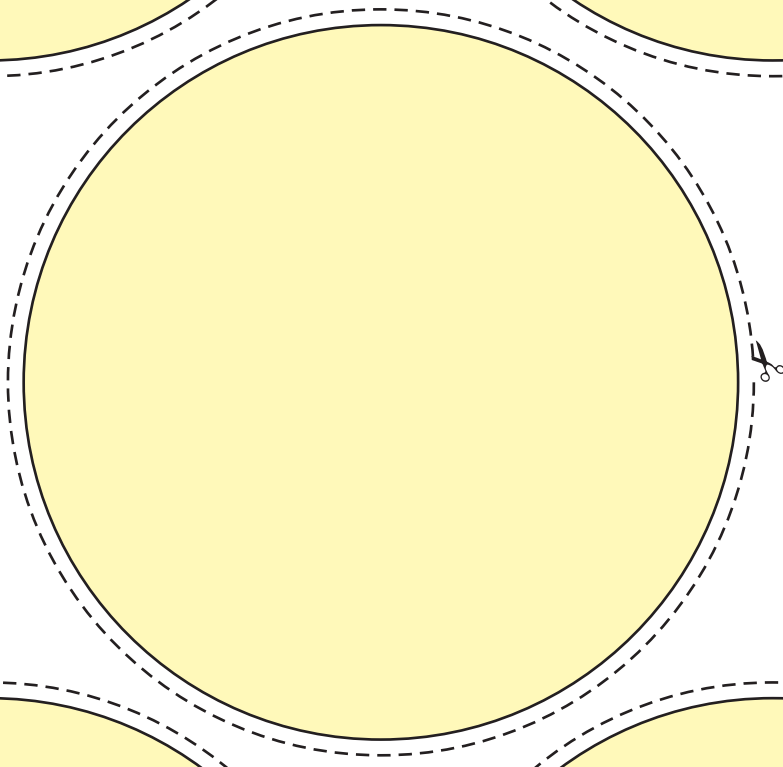
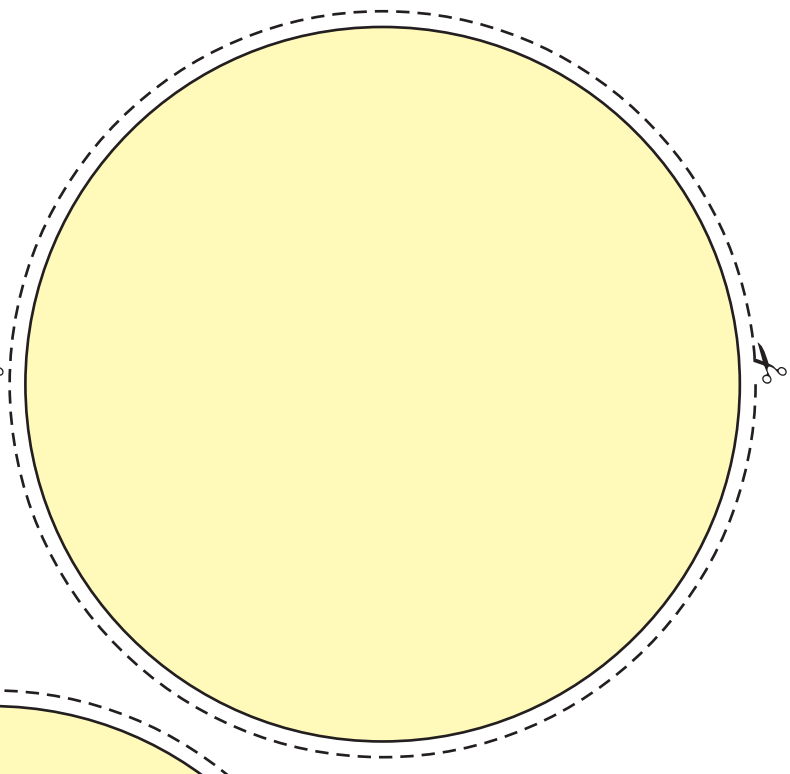





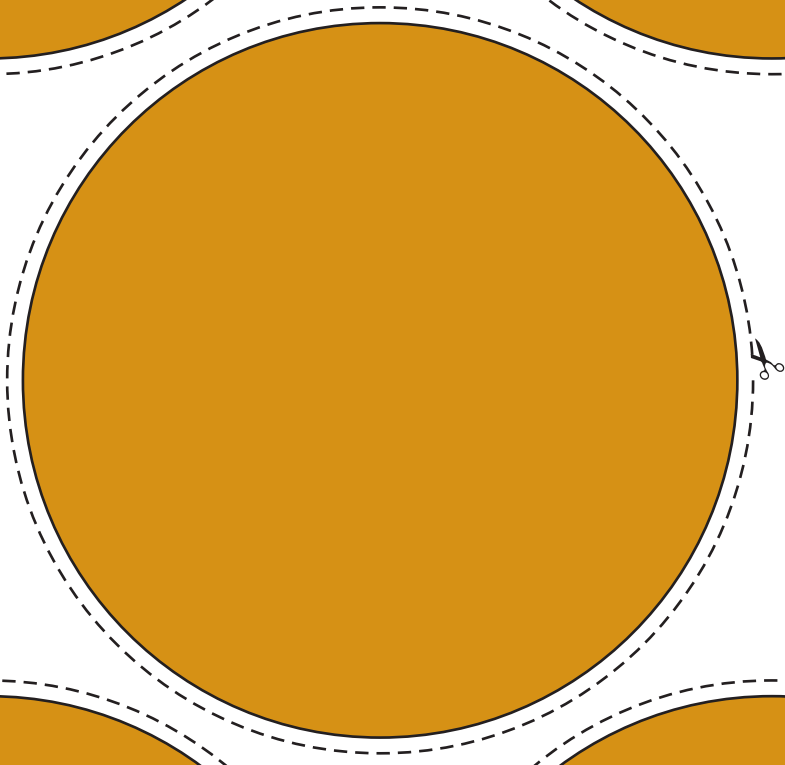


Flip! Flip!

Let's play a game.

1. Make two teams. (yellow team / brown team)
2. Put 10 pancakes yellow side up and another 10 brown side up.
3. Flip the pancakes to match your team's color.
(yellow team -> brown to yellow
brown team -> yellow to brown)
4. When the time is up, the team with the most pancakes flipped wins.

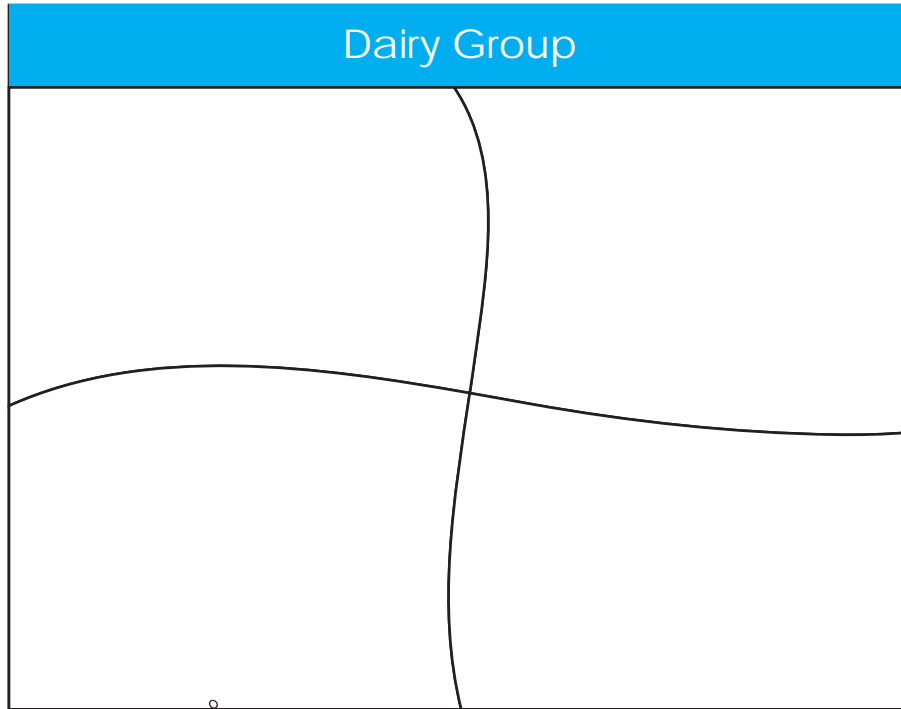






Dairy Group

Cut out the dairy foods and paste them in the box.



milk



chicken



ice cream




cheese



bread

grapes



orange



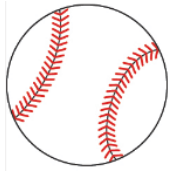
steak



yogurt

Ball

What do you want to play with?
Circle it and write the words.



baseball



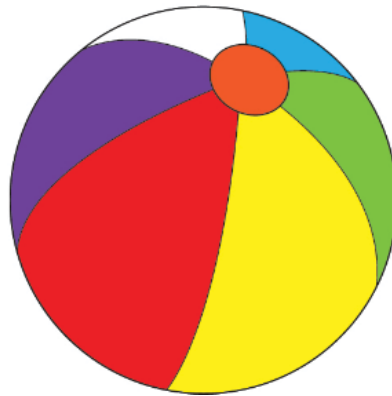
basketball



soccer ball



golf ball



beach ball

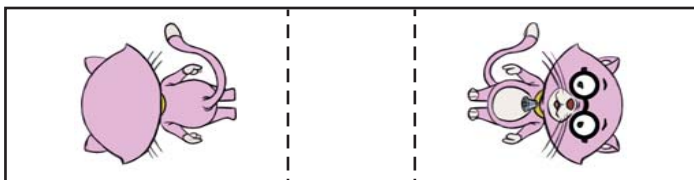
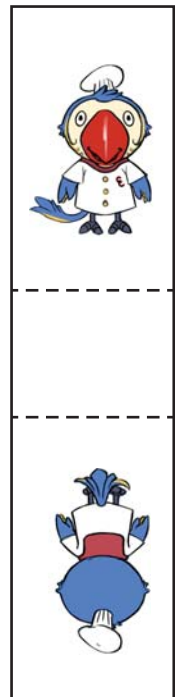
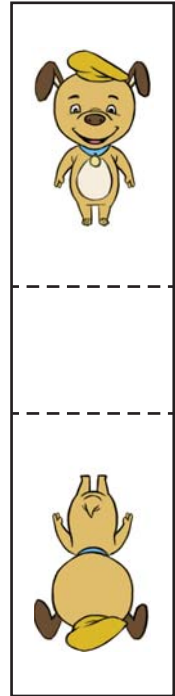
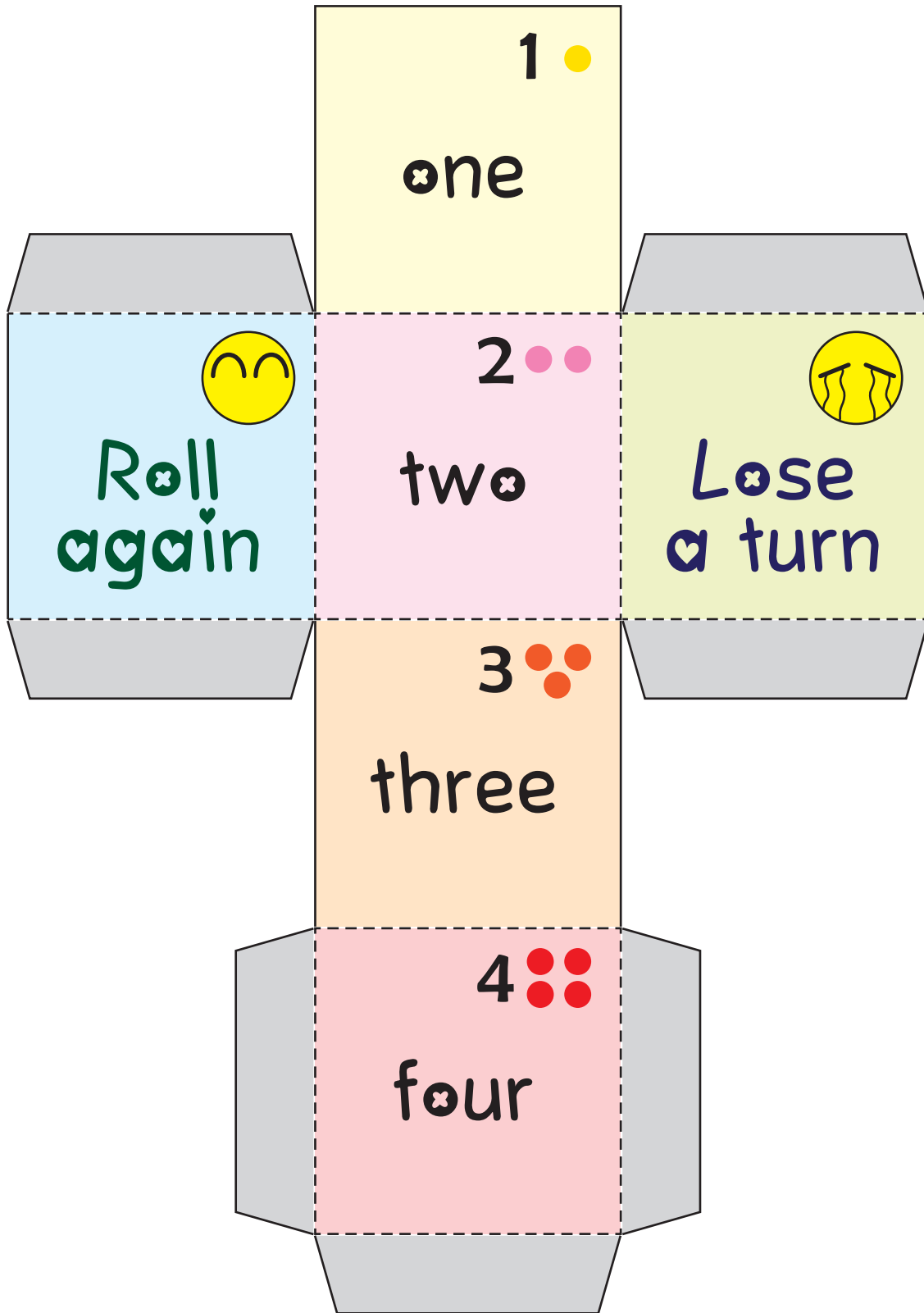


tennis ball

I want to play with

a

Health Race



Health Race



Props: Spatula



We need...



cutter



crayons



hot glue

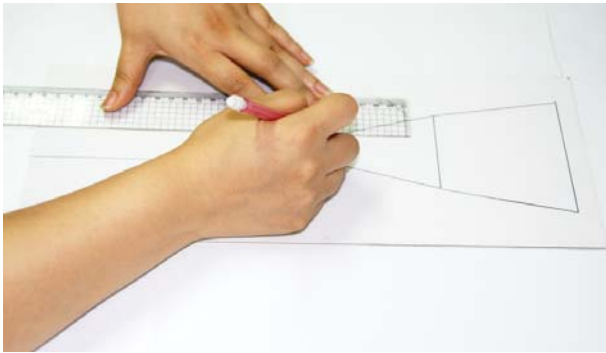


ruler



thick paper


Props: Spatula



1. Draw a spatula.



2. Cut it out.



3. Glue the handle.



4. Decorate the spatula.



5. Flip pancakes with the spatula.